

January 21, 2026

Intraday

Action	Scrip	Target 1	Target 2	Stoploss
Buy TATGLO Jan Fut at ₹ 1182.8-1186.8	Tata Consumer Products Limited	1201.2	1225.7	1168.4
Sell SUPIND Jan Fut at ₹ 3378.6-3384.6	Supreme Industries Limited	3330.2	3253.0	3433.0

Weekly

Action	Scrip	Target	Stoploss	Status
Buy JSWSTE Jan Fut at ₹ 1180-1185	JSW Steel Limited	1250.0	1144.9	Open
Sell SONBLW Jan Fut at ₹ 457-459	Sona BLW Precision Forgings	425.0	476.1	Part Booked

Other Product offerings

Derivatives Strategy

Underlying	Action
Godrej Consumer	Buy

Duration : 1-2 months

Click here to see [open calls](#)

Quant Pick

Underlying	Action
Bank of India	Buy

Duration : 1-3 months

Click here to see [open calls](#)



For Instant stock ideas: [Subscribe](#) to mobile notification on ICICI Direct Mobile app...

Research Analysts

Jay Thakkar
jay.thakkar@icicisecurities.com

Raj Deepak Singh
rajdeepak.singh@icicisecurities.com

Siddhesh Jain
siddhesh.jain@icicisecurities.com

Nifty: 25000 Put base may act as phycological support...

- ❖ The Nifty 50 has extended its declines for the second session, closing at its lowest level since October 2025. This broad-based weakness is further reflected in small-cap indices, which have retreated to levels not seen since May 2025. While a recovery toward the 25500 mark may occur in the coming days, the underlying market structure remains fragile. Consequently, any rebound toward the 25500 zone could be viewed as an opportunity to establish fresh short positions.
- ❖ In the options segment, aggressive Call writing is evident across OTM strikes, with the most significant concentration of open interest at 25500 strike. Conversely, a major Put base is established at the 25000 strike, which is expected to serve as a critical intermediate support level. Notably, the value of Call writing significantly outweighs Put writing by a wide margin, indicating a bearish sentiment and confirming that the index faces stiff resistance on any attempted recovery.
- ❖ The India VIX has advanced toward the 12.7 mark, reaching a two-month high amid increasing market uncertainty. This elevated volatility is expected to persist as market participants navigate the ongoing Q3 earnings season. Furthermore, persistent global concerns regarding tariffs and broader trade deal uncertainties are likely to keep the VIX at elevated levels in the near term. We would not be surprised if the index reaches the 14 level in the coming days.
- ❖ From FII's perspective, FIIs have remained aggressive sellers throughout the week and they sold another ~11k crores last week. For the month of January, FIIs have sold nearly 22k crores so far. Even in the F&O space, their net shorts remained elevated to 2.01 lakh contracts.

Source: NSE, Bloomberg *ICICI Direct Research*

January 21, 2026

ICICI Securities Ltd. | Retail Equity Research

NIFTY

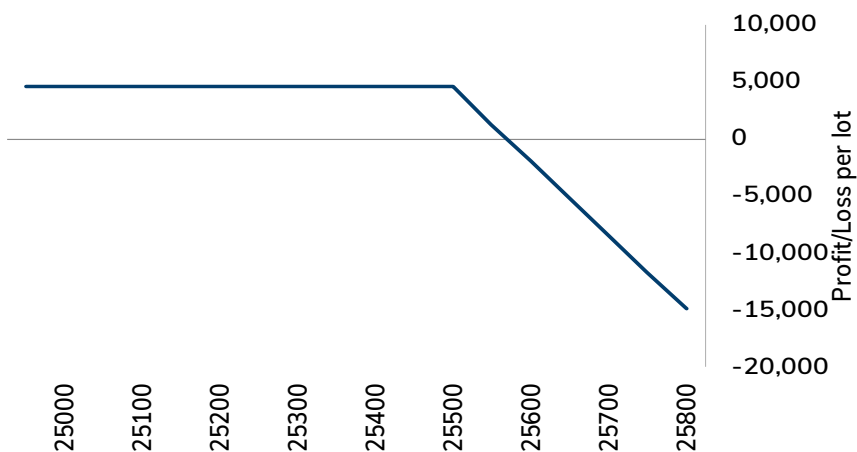
	Close	Pvs Close	% Change
Spot	25232.50	25585.50	-1.38%
Future	25259.20	25596.00	-1.32%
Basis	27	11	-
OI (Lakhs)	202.40	191.94	5.45%
PCR	0.72	0.77	-

Key Events & Observations

- ❖ Sector in Focus: BFSIs stocks will be in focus amid ongoing results season.
- ❖ FII's net short moved to 2.01 lakh contracts amid cash based selling pressure due to geo political uncertainty.
- ❖ Gold and Silver prices continued to hit new record high amid weak dollar and risk aversion in the global markets.
- ❖ Indian rupee depreciated against the dollar and closed at 90.97.

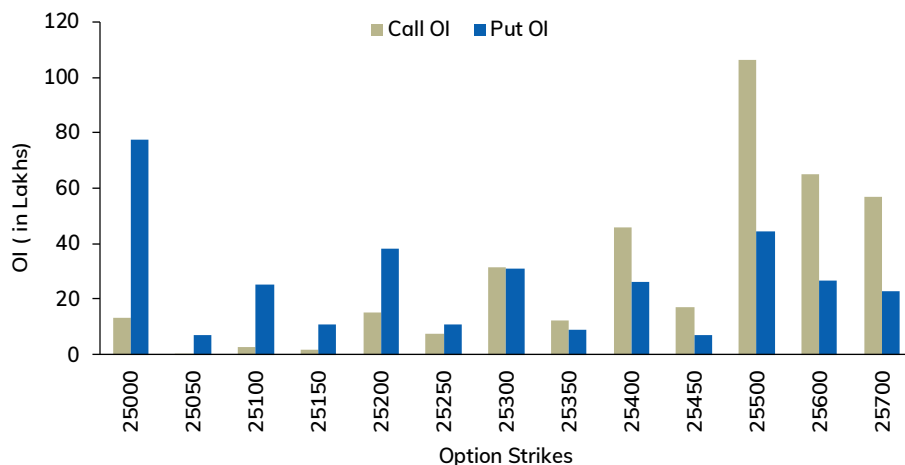
A glossary of terms is provided at the end of this report

Option Strategy



- ❖ Sell Nifty 25500 Call at 70-72, Target 25, Stoploss 102, Expiry 27th Jan .
- ❖ Short call is a bearish option strategy. The writer of call option expects underlying asset to fall or remain stable. The seller receives an upfront payment for writing the option. Their maximum profit is limited to this premium.

Nifty Weekly Option OI Distribution



- ❖ For Weekly expiry, Call base (25500) with ~106 lakh shares is likely to act as major hurdle.
- ❖ On the Put side, highest Put base (25000) holds ~77 lakh shares.

Long Buildup

Name	Price (%)	OI(%)
------	-----------	-------

❖ Long buildup signifies bullish sentiment where rising prices are accompanied by increasing open interest, indicating traders are opening new long positions

Short Buildup

Name	Price (%)	OI(%)
OBEROIRLTY	-8.14%	19.91%
PERSISTENT	-1.40%	17.63%
WIPRO	-2.32%	11.98%
CANBK	-2.19%	9.61%
PAGEIND	-4.06%	7.73%

❖ Short buildup signifies bearish sentiment where falling prices are accompanied by increasing open interest, indicating traders are opening new short positions

Long Unwinding

Name	Price (%)	OI(%)
KEI	-5.77%	-12.64%
BANKINDIA	-2.35%	-6.80%
POWERINDIA	-2.00%	-6.48%
BEL	-1.10%	-4.53%
SONACOMS	-0.38%	-4.27%

❖ Long unwinding is a bearish signal where the price of an asset falls and open interest decreases, indicating traders are closing their long positions

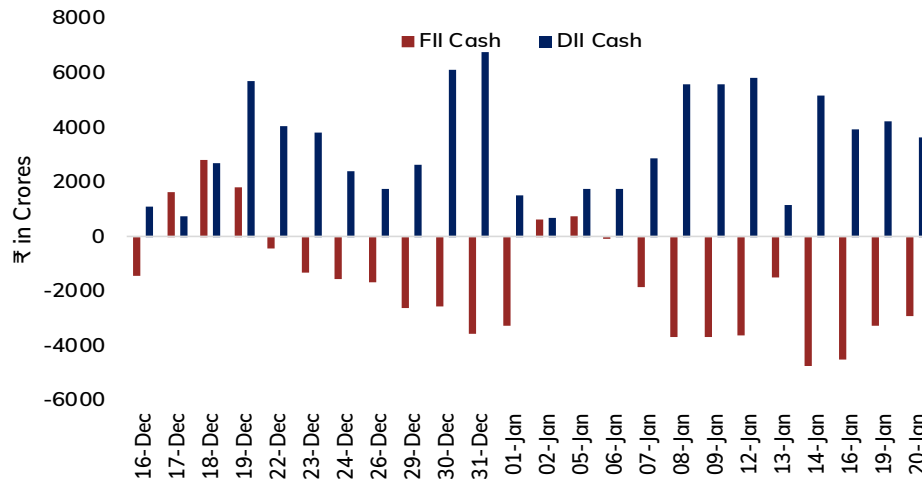
Short Covering

Name	Price (%)	OI(%)
DALBHARAT	2.07%	-4.89%
TATACONSUM	0.47%	-2.62%
HINDZINC	2.85%	-2.57%
HDFCBANK	0.34%	-1.42%
GODREJCP	0.50%	0.01%

❖ Short unwinding is a bullish signal characterized by a decrease in Open Interest coupled with a rise in the underlying asset's price, indicating traders are closing their short positions

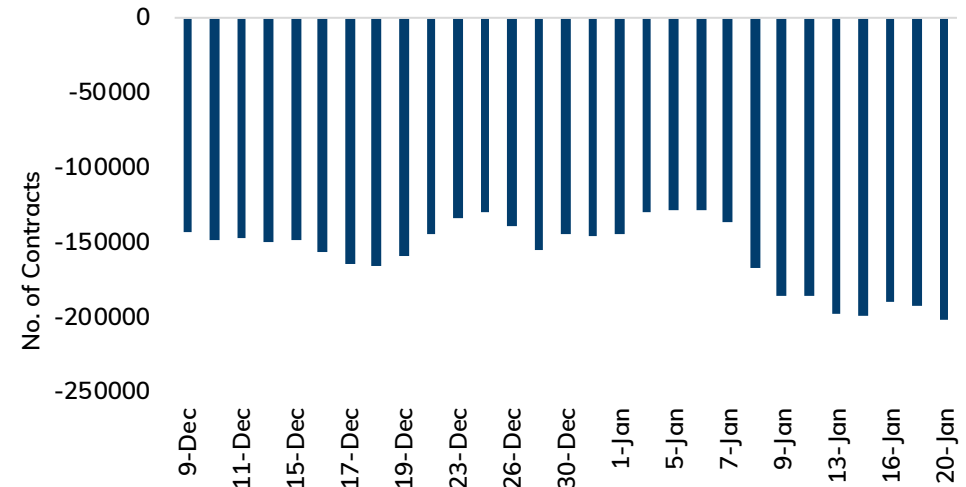
- F&O stock ban list for the next trade date: SAIL, Sammaan Capital

Institutional Cash Activity



- ❖ FIIs remained net sellers in the last week as they sold nearly 11k crores once again. Overall, in the January month, FIIs have sold nearly 27k crores in the secondary markets.
- ❖ On the other hand, domestic institutions remained net buyers in the equities and helped in restricting losses. They have bought nearly 30k crores in the secondary markets during the month so far.

FII's Net Index Futures Position



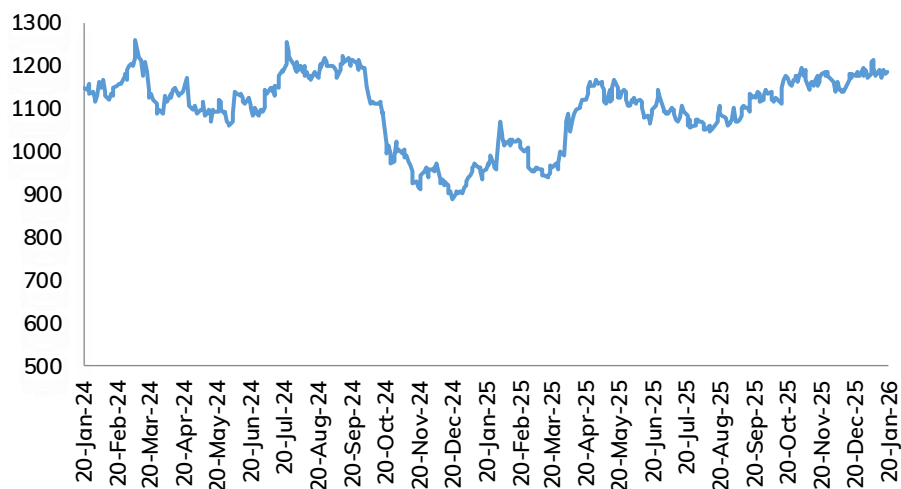
- ❖ In the F&O space, the net shorts in the index futures have remained elevated to 201k contracts despite marginal closure. Ahead of union budget and upcoming monthly expiry, a round of short covering shouldn't be ruled out.
- ❖ At the same time, FIIs have significantly increased their net long in the index Put options while with minimal positions in Call options. Hence, the bias continue to be on the negative side and short covering move should be consider only above 25500 levels.

i) Tata Consumer Products Limited (CMP: 1184.8)

Buy TATGLO Jan Fut at ₹ 1182.8-1186.8

Target 1: 1201.2 Target 2: 1225.7

Stop Loss: 1168.4

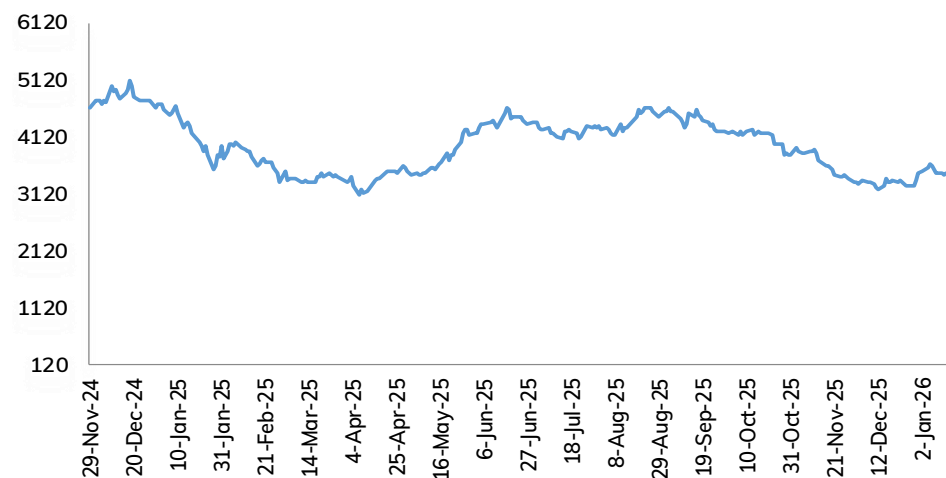


ii) Supreme Industries Limited (CMP: 3381.6)

Sell SUPIND Jan Fut at ₹ 3378.6-3384.6

Target 1: 3330.2 Target 2: 3253

Stop Loss: 3433

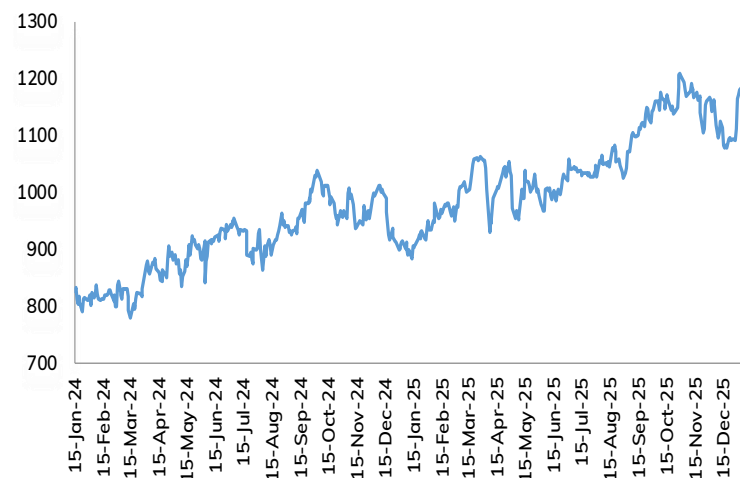


Strategy Follow-up

Date	Stock	View	Strategy	Reco	Target	SL	P&L (per lot)	Comment
20-Jan-26	BRIIND	Buy	Long Fut	5954.0	6026.0	5882.0	-9000	Stoploss Triggered
20-Jan-26	BANBAN	Sell	Short Fut	143.1	140.7	145.7	9000	Target Achieved

Buy JSWSTE (JSW STEEL LIMITED) JAN in the range of 1180-1185 Target 1250 and Stoploss 1144.9

- ❖ Metal stocks have been outperforming the broader markets over the past few months. Within the space, JSW Steel remains our preferred pick. The stock witnessed moderate profit booking during Oct–Nov but has successfully recouped those losses and recently delivered a weekly close near its 52-week high.
- ❖ On the futures front, open interest is near its five-year high, the rise in OI alongside recovery in price action further strengthens the bullish bias. From an options perspective, call unwinding has been observed across multiple strikes, indicating possibility of continued up move. Therefore, we expect JSW Steel to extend its up move towards ₹1,250 levels in the coming sessions.



Sell SONBLW (SONA BLW PRECISION FORGINGS) JAN in the range of 457-459 Target 425 and Stoploss 476.1 (Part Booked)

- ❖ Sona BLW has been under persistent selling pressure, declining by nearly 10% from its December highs. Importantly, the recent weakness seems to be triggered by delivery-based selling, which is a negative sign. On the futures front, the stock has seen fresh OI additions during the decline, with OI rising by around 20%.
- ❖ The increase in OI alongside falling prices suggests short build-up, reinforcing the bearish undertone. Moreover, aggressive call writing across ATM and OTM strikes points to strong overhead resistance and signals limited upside potential in the near term. Hence, we believe the current weakness is likely to persist and the stock is expected to drift lower towards ₹425 levels in the coming sessions



A glossary of terms is provided at the end of this report

These recommendations were released on One click derivatives on 16th January 2026

ICICI Securities Ltd. | Retail Equity Research

Top stocks options base						
Scrip	Call Base-I	Call Base-II	CMP	Put base-I	Put base-II	View
HDFC Bank	1000	950	931	920	930	Neutral
Hindustan Unilever	2440	2420	2379	2300	2400	Positive
SBI	1050	1030	1036	1000	1030	Positive
Infosys	1700	1660	1659	1680	1600	Neutral
ITC	350	370	326	350	330	Negative
Kotak Mahindra Bank	440	460	424	420	440	Positive
Lasren & Toubro	4000	4200	3811	4000	3900	Neutral
Reliance	1500	1450	1394	1400	1380	Negative
TCS	3300	3260	3102	3200	3000	Neutral
Bharti Airtel	2100	2200	1996	2000	2100	Neutral

- ❖ The options open interest bases help to identify the support and resistance levels for the stock from a writer's perspective. These levels provide a good insight from a risk-reward perspective.
- ❖ Most of the Nifty's heavy weight stocks near their major Put bases after sharp decline in Nifty. A move below may trigger fresh round of selling among index heavyweights. On the other hand, any move above the call bases would bring fresh round of short covering in major Nifty heavy weights..

Date & Time (IST)	Country	Data & Events
Monday, January 19, 2026		
All Day	US	Bank Holiday
Tuesday, January 20, 2025		
6:30 AM	US	1-y Loan Prime Rate
6:30 AM	US	5-y Loan Prime Rate
12:30 PM	UK	Claimant Count Change
3:15 PM	UK	BOE Gov Bailey Speaks
Wednesday, January 21, 2025		
12:30 AM	UK	CPI y/y
All Day	All	WEF Annual Meetings
10:15 PM	Europe	ECB President Lagarde Speaks
8:30 PM	US	Existing Home Sales
Thursday, January 22, 2025		
7:00 PM	US	Core PCE Price Index m/m
7:00 PM	US	Final GDP q/q
7:00 PM	US	Unemployment Claims
7:00 PM	US	Core PCE Price Index m/m
7:00 PM	US	Unemployment Claims
9:00 PM	US	Natural Gas Storage
10:30 PM	US	Crude Oil Inventories
Friday, January 23, 2025		
10:30 AM	India	HSBC India PMI Composite
10:30 AM	India	HSBC India PMI Services
Tentative	Japan	BOJ Policy Rate
2:00 PM	Europe	German Flash Manufacturing PMI
3:00 PM	UK	Flash Manufacturing PMI
8:15 PM	US	Flash Services PMI

Source: NSE, Bloomberg ICICI Direct Research

January 21, 2026

Daily

Date	Script Name	Recommendation	Comment	P&L (per lot)
06-01-2026	Nifty	Sell 1 lot Nifty 26000 Put at 42-44, Target 15, Stoploss 62 (Jan 13 Expiry).	Profit Booked	325
07-01-2026	Nifty	Sell 1 lot Nifty 26000 Put at 44-46, Target 20, Stoploss 65 (Jan 13 Expiry).	Profit Booked	436
08-01-2026	Sensex	Bear Put- Buy 1 lot Sensex 84800 Put at 75-77, Sell 1 lot Sensex 84500 Put at 23-24, Target 150, Stoploss 05 (Jan 08 Expiry).	Not Initiated	-
09-01-2026	Nifty	Buy 1 lot Nifty 25900 straddle at net premium of 180-182, Target 236, Stoploss 149 (Jan 13 Expiry).	Target Achieved	3575
12-01-2026	Nifty	Buy 25700 Call and Put at combined premium of 175-178, Target 230, Stoploss 144 (Jan 13 Expiry).	Exit in Loss	1950
13-01-2026	Nifty	Sell Nifty 25550 Put around 56-58, Target 28, Stoploss 71, Expiry 20th Jan .	Stoploss Triggered	-910
14-01-2026	Sensex	Sell SENSEX 83700 Call & Put at combined premium 375-380, Target 100, Stoploss 451, Expiry 14th Jan .	Profit Booked	1220
16-01-2026	Nifty	Sell Nifty 25700 Call & Put at combined premium 238-240, Target 180, Stoploss 274, Expiry 20th Jan .	Stoploss Triggered	-2275
19-01-2026	Nifty	Sell Nifty 25950 Call at 26-28, Target 5, Stoploss 41, Expiry 20th Jan .	Not Initiated	-

Weekly

Date	Script Name	Expiry	Action	Entry	Target	StopLoss	Comment
22-12-2025	APL Apollo Tubes Limited	December	Buy	7200-7220	6690	7501	Part Booked
22-12-2025	Nuvama Wealth Management	December	Sell	1810-1818	1930	1749.9	StopLoss Triggered
29-12-2025	Lupin Limited	January	Buy	2119-2127	2230	2064.9	Profit Booked
29-12-2025	Bajaj Finserv Limited	December	Sell	2020-2026	1900	2090.1	Exit at Loss
05-01-2026	Mphasis Limited	January	Sell	2815-2825	2690	2900.1	Exit at Loss
12-01-2026	Hindustan Unilever Limited	January	Buy	2362-2372	2465	2309.9	Part Booked
12-01-2026	Central Depository Service Limited	January	Sell	1406-1412	1320	1456.1	StopLoss Triggered
19-01-2026	JSW Steel Limited	January	Buy	1180-1185	1250	1144.9	Open
19-01-2026	Sona BLW Precision Forgings	January	Sell	457-459	425	476.1	Part Booked

Derivatives Strategy

Date	Scrip	Strategy	Action	Strike Price	Range	Target	Stop Loss	Expiry
31 Dec 25	CONCOR	Protective Put	Buy Buy	Futures 520(PE)	525-528 9.0-10.0	570	484.9	January
31 Dec 25	Godrej Consumer	Covered Call	Buy Sell	Futures 1280(CE)	1225-1230 11.0-12.0	1280	1179.9	January
2 Jan 26	MCX	Bear Put Spread	Buy Sell	2200(PE) 2100(PE)	53-55 22-23	70	13.8	January
7 Jan 26	Naukri	Long Iron Condor	Buy Sell Sell Buy	1440(CE) 1500(CE) 1240(CE) 1300(PE)	13-15 6.0-8.0 3.5-4.5 Nov-13	40	1	January

Quant Pick

Date	Scrip	Action	Price	Target	Stop Loss	Last close	Return (%)	Time Frame
16 Dec 25	Bank Of India	Buy	132-140	180	115	160	15.1%	12 months
16 Dec 25	Marico Ltd	Buy	710-740	880	638	750	3.4%	12 months
16 Dec 25	TCS	Buy	3120-3220	3775	2840	3102	-2.1%	12 months
16 Dec 25	Sun Pharma	Buy	1750-1790	2180	1540	1614	-8.8%	12 months
16 Dec 25	Ultratech Cement	Buy	11200-11700	14500	9970	12059	5.3%	12 months

[Back](#)

Symbol	Company	Purpose	Board Meeting Date
BHEL	Bharat Heavy Electricals Limited	Financial Results	19-Jan-26
HAVELLS	Havells India Limited	Financial Results	19-Jan-26
HINDZINC	Hindustan Zinc Limited	Financial Results	19-Jan-26
IRFC	Indian Railway Finance Corporation Limited	Financial Results	19-Jan-26
LTIM	LTIMindtree Limited	Financial Results	19-Jan-26
OBEROIRLTY	Oberoi Realty Limited	Financial Results	19-Jan-26
PNB	Punjab National Bank	Financial Results	19-Jan-26
AUBANK	AU Small Finance Bank Limited	Financial Results	20-Jan-26
PERSISTENT	Persistent Systems Limited	Financial Results	20-Jan-26
SRF	SRF Limited	Financial Results	20-Jan-26
UNITDSPR	United Spirits Limited	Financial Results	20-Jan-26
BANKINDIA	Bank of India	Financial Results	21-Jan-26
DALBHARAT	Dalmia Bharat Limited	Financial Results	21-Jan-26
DRREDDY	Dr. Reddy's Laboratories Limited	Financial Results	21-Jan-26
ETERNAL	ETERNAL LIMITED	Financial Results	21-Jan-26
HINDPETRO	Hindustan Petroleum Corporation Limited	Financial Results	21-Jan-26
KEI	KEI Industries Limited	Financial Results	21-Jan-26
OFSS	Oracle Financial Services Software Limited	Financial Results	21-Jan-26
PNBHOUSING	PNB Housing Finance Limited	Financial Results	21-Jan-26
SUPREMEIND	Supreme Industries Limited	Financial Results	21-Jan-26
ADANIENSOL	Adani Energy Solutions Limited	Financial Results	22-Jan-26
APLAPOLLO	APL Apollo Tubes Limited	Financial Results	22-Jan-26
BANDHANBNK	Bandhan Bank Limited	Financial Results	22-Jan-26

Symbol	Company	Purpose	Board Meeting Date
CAMS	Computer Age Management Services Limited	Financial Results	22-Jan-26
COFORGE	Coforge Limited	Financial Results	22-Jan-26
CYIENT	Cyient Limited	Financial Results	22-Jan-26
DLF	DLF Limited	Financial Results	22-Jan-26
IIFL	IIFL Finance Limited	Financial Results	22-Jan-26
INDIANB	Indian Bank	Financial Results	22-Jan-26
INDIGO	InterGlobe Aviation Limited	Financial Results	22-Jan-26
MPHASIS	Mphasis Limited	Financial Results	22-Jan-26
SYNGENE	Syngene International Limited	Financial Results	22-Jan-26
ADANIGREEN	Adani Green Energy Limited	Financial Results	23-Jan-26
BPCL	Bharat Petroleum Corporation Limited	Financial Results	23-Jan-26
CIPLA	Cipla Limited	Financial Results	23-Jan-26
GODREJCP	Godrej Consumer Products Limited	Financial Results	23-Jan-26
INDUSINDBK	IndusInd Bank Limited	Financial Results	23-Jan-26
JSWSTEEL	JSW Steel Limited	Financial Results	23-Jan-26
LAURUSLABS	Laurus Labs Limited	Financial Results	23-Jan-26
NUVAMA	Nuvama Wealth Management Limited	Financial Results	23-Jan-26
SHRIRAMFIN	Shriram Finance Limited	Financial Results	23-Jan-26
SONACOMS	Sona BLW Precision Forgings Limited	Financial Results	23-Jan-26
KOTAKBANK	Kotak Mahindra Bank Limited	Financial Results	24-Jan-26
ULTRACEMCO	UltraTech Cement Limited	Financial Results	24-Jan-26

Source: Bloomberg, ICICI Direct Research

- ❖ **OI- Open interest:** Open Interest measures the number of open Contracts which are there in the market. This measures the level of activity for the contract held by you and help assess if the contract is being actively bought or sold
- ❖ **Basis:** It is the difference between the spot price (current price) of an underlying asset and the price of its futures contract
- ❖ **PCR:** It is an indicator used to gauge market sentiment by comparing the volume of put options (rights to sell) to call options (rights to buy). A high PCR suggests bearish sentiment, while a low PCR indicates a bullish outlook
- ❖ **Call Base:** It refers to a high number of open call option contracts at a specific strike price. A strike price with an unusually large number of open calls (open interest) is often considered a significant resistance
- ❖ **Put Base:** It refers to a high number of open put option contracts at a specific strike price. A strike price with an unusually large number of open puts (open interest) is often considered a significant support
- ❖ **Bull Call Spread:** A Bull Call Spread, is an options strategy for moderately bullish market conditions where you simultaneously buy one call option and sell another call option of the same underlying asset and expiration date, but with different strike prices
- ❖ **Bear Put Spread:** A Bear Put spread is an options strategy that profits from a moderate decline in an underlying asset's price by buying a put option at a higher strike price and simultaneously selling another put option at a lower strike price with the same expiration date
- ❖ **Ratio Spread:** A ratio spread is an options strategy using unequal long and short positions, like a 2:1 ratio (buy one, sell two), to profit from minimal price movement, though specific types like ratio backspreads profit from large moves.
- ❖ **Covered Call:** A Covered Call strategy involves selling a call option while simultaneously owning the underlying stock/ futures, generating premium income and providing some downside protection, but also limiting profit potential
- ❖ **Protective Put/ Call:** A protective call/put strategy involves buying a call/put option to protect a short/long stock position from adverse price movements
- ❖ **F&O Ban:** F&O ban are regulatory measures to prevent excessive speculation and maintain market stability. A stock is banned when its open interest (outstanding futures and options contracts) exceeds 95% of the Market-Wide Position Limit.

Pankaj Pandey Head – Research pankaj.pandey@icicisecurities.com

ICICI Direct Research Desk,
ICICI Securities Limited,
Third Floor, Brillanto House,
Road No 13, MIDC,
Andheri (East)
Mumbai – 400 093
research@icicidirect.com



I/We, , Jay Thakkar MBA (Finance), CMT, Raj Deepak Singh BE, MBA (Finance),, Siddhesh Jain, BFM, MBA (Finance) Research Analysts, authors and the names subscribed to this report, hereby certify that all of the views expressed in this research report accurately reflect our views about the subject issuer(s) or securities. We also certify that no part of our compensation was, is, or will be directly or indirectly related to the specific recommendation(s) or view(s) in this report. It is also confirmed that above mentioned Analysts of this report have not received any compensation from the companies mentioned in the report in the preceding twelve months and do not serve as an officer, director or employee of the companies mentioned in the report.

Terms & conditions and other disclosures:

ICICI Securities Limited (ICICI Securities) is a full-service, integrated investment banking and is, inter alia, engaged in the business of stock brokering and distribution of financial products.

ICICI Securities is Sebi registered stock broker, merchant banker, investment adviser, portfolio manager and Research Analyst. ICICI Securities is registered with Insurance Regulatory Development Authority of India Limited (IRDAI) as a composite corporate agent and with PFRDA as a Point of Presence. ICICI Securities Limited Research Analyst SEBI Registration Number – INH000000990. ICICI Securities Limited SEBI Registration is INZ000183631 for stock broker. Registered Office Address: ICICI Venture House, Appasaheb Marathe Marg, Prabhadevi, Mumbai - 400 025. CIN: L67120MH1995PLC086241, Tel: (91 22) 6807 7100. ICICI Securities is a subsidiary of ICICI Bank which is India's largest private sector bank and has its various subsidiaries engaged in businesses of housing finance, asset management, life insurance, general insurance, venture capital fund management, etc. ("associates"), the details in respect of which are available on www.icicibank.com.

Investments in securities market are subject to market risks. Read all the related documents carefully before investing.

Registration granted by Sebi and certification from NISM in no way guarantee performance of the intermediary or provide any assurance of returns to investors. None of the research recommendations promise or guarantee any assured, minimum or risk-free return to the investors.

Name of the Compliance officer (Research Analyst): Mr. Atul Agrawal

Contact number: 022-40701000 E-mail Address: complianceofficer@icicisecurities.com

For any queries or grievances: Mr. Jeetu Jawrani Email address: headservicequality@icicidirect.com Contact Number: 18601231122

ICICI Securities is one of the leading merchant bankers/ underwriters of securities and participate in virtually all securities trading markets in India. We and our associates might have investment banking and other business relationship with a significant percentage of companies covered by our Investment Research Department. ICICI Securities and its analysts, persons reporting to analysts and their relatives are generally prohibited from maintaining a financial interest in the securities or derivatives of any companies that the analysts cover.

Recommendation in reports based on technical and derivative analysis centre on studying charts of a stock's price movement, outstanding positions, trading volume etc as opposed to focusing on a company's fundamentals and, as such, may not match with the recommendation in fundamental reports. Investors may visit icicidirect.com to view the Fundamental and Technical Research Reports.

Our proprietary trading and investment businesses may make investment decisions that are inconsistent with the recommendations expressed herein.

The information and opinions in this report have been prepared by ICICI Securities and are subject to change without any notice. The report and information contained herein is strictly confidential and meant solely for the selected recipient and may not be altered in any way, transmitted to, copied or distributed, in part or in whole, to any other person or to the media or reproduced in any form, without prior written consent of ICICI Securities. While we would endeavour to update the information herein on a reasonable basis, ICICI Securities is under no obligation to update or keep the information current. Also, there may be regulatory, compliance or other reasons that may prevent ICICI Securities from doing so. Non-rated securities indicate that rating on a particular security has been suspended temporarily and such suspension is in compliance with applicable regulations and/or ICICI Securities policies, in circumstances where ICICI Securities might be acting in an advisory capacity to this company, or in certain other circumstances.

This report is based on information obtained from public sources and sources believed to be reliable, but no independent verification has been made nor is its accuracy or completeness guaranteed. This report and information herein is solely for informational purpose and shall not be used or considered as an offer document or solicitation of offer to buy or sell or subscribe for securities or other financial instruments. Though disseminated to all the customers simultaneously, not all customers may receive this report at the same time. ICICI Securities will not treat recipients as customers by virtue of their receiving this report. Nothing in this report constitutes investment, legal, accounting and tax advice or a representation that any investment or strategy is suitable or appropriate to your specific circumstances. The securities discussed and opinions expressed in this report may not be suitable for all investors, who must make their own investment decisions, based on their own investment objectives, financial positions and needs of specific recipient. This may not be taken in substitution for the exercise of independent judgment by any recipient. The recipient should independently evaluate the investment risks. The value and return on investment may vary because of changes in interest rates, foreign exchange rates or any other reason. ICICI Securities accepts no liabilities whatsoever for any loss or damage of any kind arising out of the use of this report. Past performance is not necessarily a guide to future performance. Investors are advised to see Risk Disclosure Document to understand the risks associated before investing in the securities markets. Actual results may differ materially from those set forth in projections. Forward-looking statements are not predictions and may be subject to change without notice.

ICICI Securities or its associates might have managed or co-managed public offering of securities for the subject company or might have been mandated by the subject company for any other assignment in the past twelve months.

ICICI Securities or its associates might have received any compensation from the companies mentioned in the report during the period preceding twelve months from the date of this report for services in respect of managing or co-managing public offerings, corporate finance, investment banking or merchant banking, brokerage services or other advisory service in a merger or specific transaction.

ICICI Securities or its associates might have received any compensation for products or services other than investment banking or merchant banking or brokerage services from the companies mentioned in the report in the past twelve months.

ICICI Securities encourages independence in research report preparation and strives to minimize conflict in preparation of research report. ICICI Securities or its associates or its analysts did not receive any compensation or other benefits from the companies mentioned in the report or third party in connection with preparation of the research report. Accordingly, neither ICICI Securities nor Research Analysts and their relatives have any material conflict of interest at the time of publication of this report.

Compensation of our Research Analysts is not based on any specific merchant banking, investment banking or brokerage service transactions.

ICICI Securities or its subsidiaries collectively or Research Analysts or their relatives do not own 1% or more of the equity securities of the Company mentioned in the report as of the last day of the month preceding the publication of the research report. Since associates of ICICI Securities and ICICI Securities as an entity are engaged in various financial service businesses, they might have financial interests or actual/ beneficial ownership of one percent or more or other material conflict of interest in various companies including the subject company/companies mentioned in this report. ICICI Securities may have issued other reports that are inconsistent with and reach different conclusion from the information presented in this report. Neither the Research Analysts nor ICICI Securities have been engaged in market making activity for the companies mentioned in the report. We submit that no material disciplinary action has been taken on ICICI Securities by any Regulatory Authority impacting Equity Research Analysis activities.

This report is not directed or intended for distribution to, or use by, any person or entity who is a citizen or resident of or located in any locality, state, country or other jurisdiction, where such distribution, publication, availability or use would be contrary to law, regulation or which would subject ICICI Securities and affiliates to any registration or licensing requirement within such jurisdiction. The securities described herein may or may not be eligible for sale in all jurisdictions or to certain category of investors. Persons in whose possession this document may come are required to inform themselves of and to observe such restriction.

ICICI Securities Limited has not used any Artificial Intelligence tools for preparation of this Research Report