

November 4, 2024

Intraday...

Action	Scrip	Target 1	Target 2	Stoploss	Time frame
Buy INDHOT Nov Fut at 683.2-686.2	The Indian Hotels Company	693.7	707.2	676	Intraday
Sell GODCON Nov Fut at 1292.65-1296.85	Godrej Consumer Products Limited	1276.8	1249.8	1313	Intraday

[Daily view](#)

Weekly...

	Scrip	Target	Stoploss	Time frame	Status
Buy RAMCEM Nov Fut at 884.0-888.0	Ramco Cement	940.0	854.0	Weekly	open
Sell LTTEC Nov Fut at 4950.0- 4974.0	L&T Technologies	4640.0	5150.1	Weekly	open

[Weekly view](#)

Other Product offerings

Derivatives Strategy

Underlying	Action
Ramco Cement	Buy

Duration : 1-2 months

Click here to see [open calls](#)

Quant (Derivatives) Pick

Underlying	Action
------------	--------

Duration : 1-3 months

Click here to see [open calls](#)



For Instant stock ideas:
[SUBSCRIBE](#) to mobile
 notification on ICICIdirect
 Mobile app...

Research Analysts

Jay Thakkar
jay.thakkar@icicisecurities.com

Dipesh Dedhia
dipesh.dedhia@icicisecurities.com

Raj Deepak Singh
rajdeepak.singh@icicisecurities.com

Siddhesh Jain
siddhesh.jain@icicisecurities.com

Weekly Recommendation

Weekly future recommendations:

1) Buy RAMCEM (THE RAMCO CEMENTS LIMITED) NOV in the range of 884-888 Target 940 and StopLoss 854.

Rationale

The stock is currently consolidating within the 820 to 900 range, showing strong resilience in the ongoing choppiness. Recently, it has experienced short covering despite market volatility. However, on the options front, the 900 Call strike is acting as a resistance. On the delivery side, the stock registered notable delivery volumes last week, indicating it may be poised for a breakout from its consolidation phase and head towards 940 levels.

2) Sell LTTEC (L&T TECHNOLOGIES LIMITED) NOV in the range of 4950-4974 Target 4640 and StopLoss 5150.1.

Rationale

The technology sector saw profit-taking action last week, with LTTS underperforming within this space. On the options front, Call writers have been active, with significant writing at both ATM and OTM strikes. Additionally, the stock closed below its Put base, indicating a potential breakdown from its current range and support levels. We anticipate that this phase of profit-taking is likely to extend further toward lower levels.

Recommendation follow up							
Underlying	View	Strategy	Reco	Target	Stoploss	Profit/Loss	Comment
Oberoi	Bullish	Buy Futures	1805	1880	1765	18900	Profits Booked
Bata India	Bearish	Sell Futures	1415	1330	1461	-3375	Exit in Loss

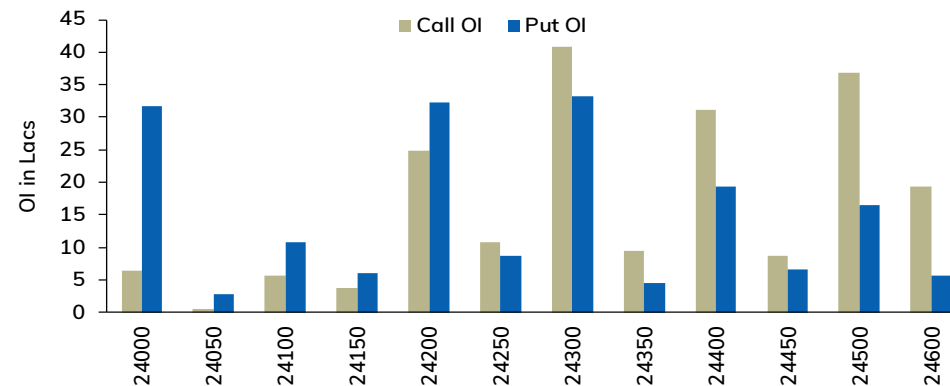
Source: Bloomberg, ICICI Direct Research

The recommendation was released on One click derivatives on

Nifty: 24500 is likely to act as resistance in eventful week...

- Nifty settled the October series near the lows amid unabated selling pressure from FII as they sold nearly 1.15 Lakh crores in secondary markets. While on a weekly basis Nifty managed to closed marginally green but the weakness among heavyweights continued. On the other hand, broader markets did relatively. Going ahead, we expect the volatility to remain high due to presidential elections in US. Domestically, a move beyond 24500 is crucial for any sustainable recovery.
- From the data front, Nifty started the November series with nearly 1.05 crore shares which is relatively lower compared to last month. Also, the extreme bullishness seen at the inception of October series is now turned into bearishness as FIIs remained net shorts with more than 1.5 lakh contracts. Also, Nifty basis has jumped to nearly 200 points on the settlement which is relatively high and likely to cool down in coming sessions. We believe only a move above 24500 should be treated for the fresh up move.
- From the options front, despite the marginal recovery, no major covering was experienced among Call writers and Call OI concentration is much higher than the Puts with meaningful Call base placed at 24300 to 24500 strikes. On downside, Put OI placed at 24000 strike is likely to act as immediate support for the index. Thus, we believe Nifty to remain largely in the rage of 24000-24500 during the week.
- Due to ongoing sell-off and US presidential elections, India VIX has given its highest close since June and gained nearly 10% last week as well. With most of the index results are over, focus will be US elections and a pause in FIIs sell-off in a new month. We believe that any drop in India VIX may be seen post US election results only and till then we might remain in a high volatile scenario.

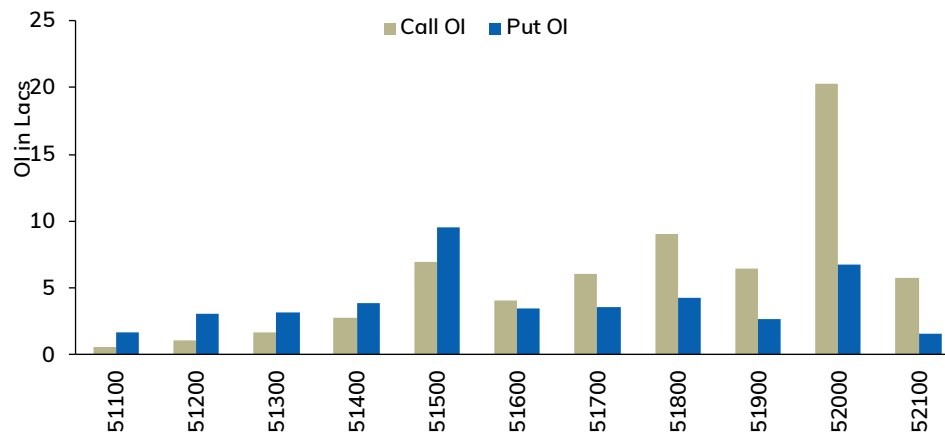
Nifty options OI build-up



Bank Nifty: Short covering move likely above 52000 levels...

- Banking index has relatively outperformed last week by gaining nearly 1.8% whereas most of the other sectors closed in red. Both private sector heavyweights and PSU stocks helped Bank Nifty to outperform Nifty. We believe that sustainability above 52000 levels may trigger fresh round of up move in the Banking index and till then it is likely to consolidate. Considering recent outperformance, a move below 51000 may trigger fresh weakness in the Banking index.
- From the data front, just like Nifty, Bank Nifty is witnessing aggressive Call writing with highest Call base placed at ATM 52000 strike making it an important hurdle for the coming week and long should be avoided till Bank Nifty is not moving beyond these levels. On the other hand, there is no meaningful Put base to form a support.
- Banking stocks have witnessed aggressive short build at the start of the October series and short covering has led to the recent outperformance. However, the new series hasn't seen much short rollover. However, Call writing remains aggressive across the board among private sector heavyweights. Thus, consolidation is more likely to be seen in the short term in Banking index.
- Financial Nifty has also moved up with most of the gains coming through Banking names. However, despite the gains, Call option writing at 24000 strike remains high and one should look for fresh upsides only if it sustains above 24000 levels.

Bank Nifty weekly options OI build-up



FII's selling surpassed ~1 Lakh crore for the month...

- Globally risk assets remained volatile and risk assets came under pressure last week. While Equities closed the week near the lows amid profit booking ahead of US elections, safe assets saw continued up move. US bond yields have inched up sharply and 10 year bond yields moving to their highest levels in nearly 4 months. Even bullions have gave away the gains and closed the week almost flat.
- Domestically, markets are experiencing one of the heaviest selling pressure seen from FIIs. During the October month itself, FIIs have sold nearly 1.15 lakh crores in equities which is the highest ever selling seen in a month. Due to this, Nifty has gave away the gains of nearly last 2 months despite the significant efforts from the domestic mutual funds which have bought nearly 90k crores last month. However, due to concentrated selling seen among heavyweights, broader markets have relatively outperformed headline index.
- In the F&O space, FIIs continue to remain short but fresh short addition was nominal. FIIs net shorts in index futures remained nearly 1.5 lakh contracts at the inception of the November series. On the other hand, FIIs long exposure in stock futures increased to more than 9.7 lakh contracts despite recent aggressive selling pressure seen in cash segment
- Crude oil prices pulled back from its recent low of \$66.72 level in the previous week on weakness in dollar and as API and EIA figures showed decline in crude oil and fuel stocks. For this week, we expect NYMEX crude oil prices to rally further towards \$74 level amid mounting threats of a region wide war in the Middle East. Further, prices may move up on news that OPEC+ would delay its planned December output hike by 1 month due to soft demand

FII/DII buying in equities (in ₹ crore)					
Date	FII			DII	
	Index Fut	Stock Fut	Index Opt	Cash	Cash
28-Oct-24	2702	3335	37740	-2225	1401
29-Oct-24	965	4066	13547	-910	730
30-Oct-24	2702	3335	37740	-3653	4518
31-Oct-24	294	2669	20115	-5813	3515

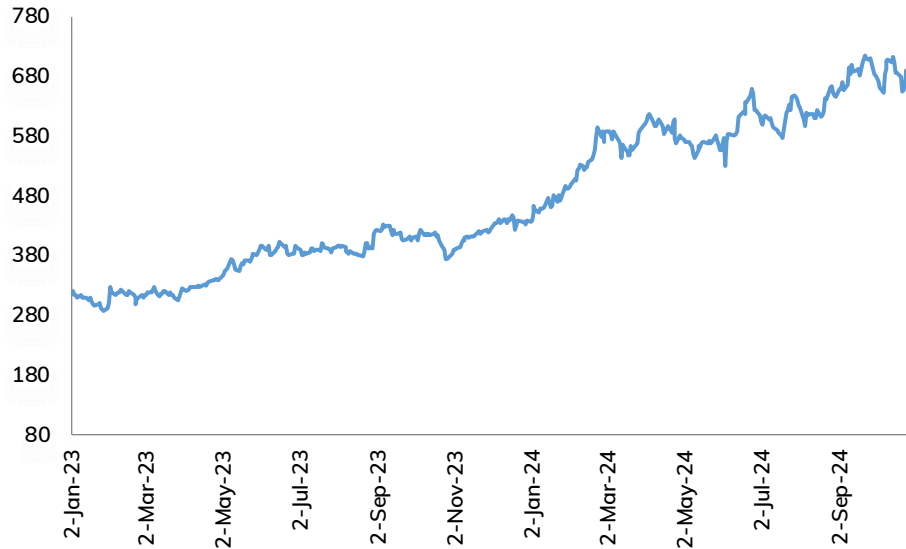
Intraday recommendation with historical price performance...

i) The Indian Hotels Company (CMP: 684.7)

Buy INDHOT Nov Fut at | 683.2-686.2

Target 1: 693.7 Target 2: 707.2

Stop Loss: 675.7

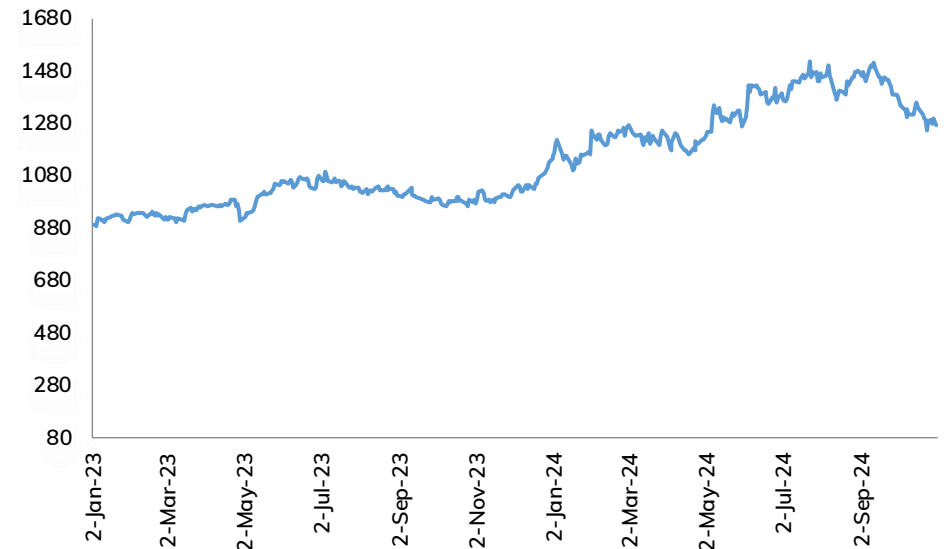


ii) Godrej Consumer Products Limited (CMP: 1294.75)

Sell GODCON Nov Fut at | 1292.65-1296.85

Target 1: 1276.8 Target 2: 1249.8

Stop Loss: 1312.8

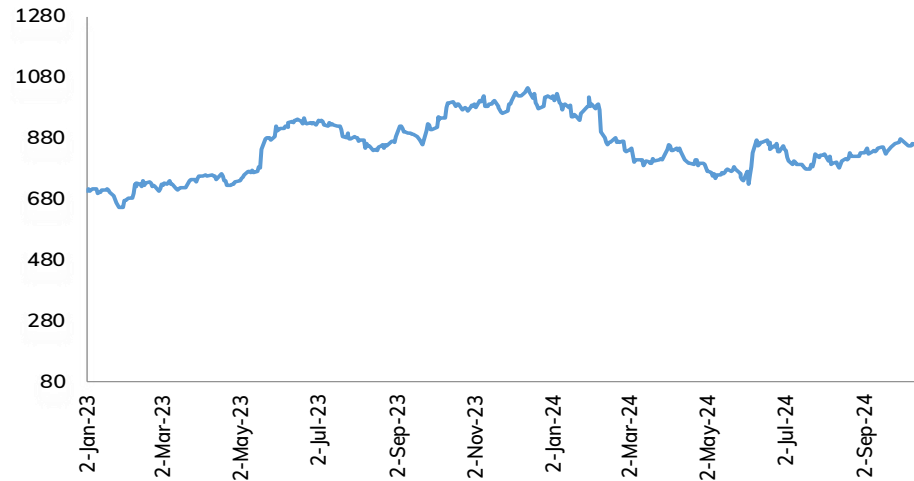


Strategy Follow-up

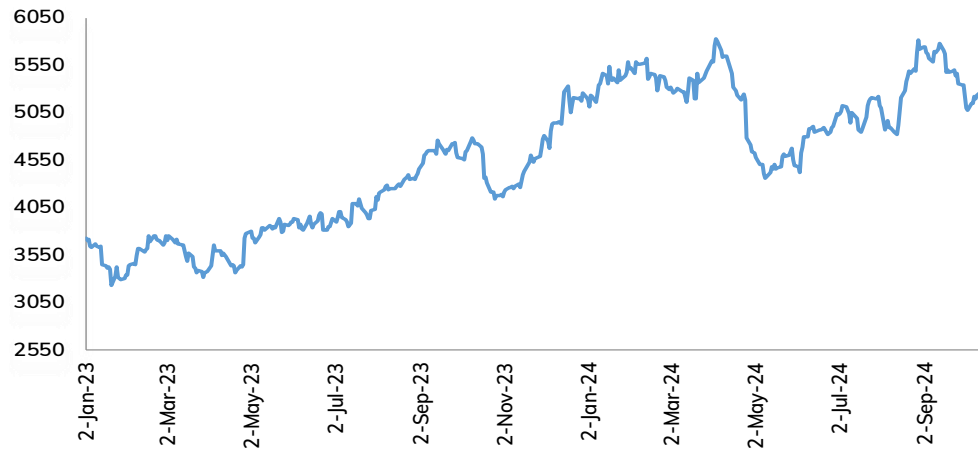
Date	Stock	View	Strategy	Reco	Target	SL	P&L	Comment
30-Oct-24	FEDBAN	Buy	Long Fut	202.9	207.4	201.1	-	Not initiated
30-Oct-24	VOLTAS	Sell	Short Fut	1696.1	1658.6	1711.1	-	Not initiated

Recommended Stocks: Historical price performance...

Ramco Cement



L&T Technology



Source: NSE, Seediff, Bloomberg ICICI Direct Research

Forthcoming Events...

Date & Time (IST)	Country	Data & Events
Monday, November 04, 2024		
3:00 PM	Europe	Sentix Investor Confidence
8:30 PM	US	Factory Orders m/m
Tuesday, November 05, 2024		
8:30 PM	US	ISM Services PMI
All Day	US	Presidential Election
Wednesday, November 06, 2024		
12:30 PM	Europe	German Factory Orders m/m
3:00 PM	UK	Construction PMI
9:00 PM	US	Crude Oil Inventories
Thursday, November 07, 2024		
12:30 PM	Europe	German Industrial Production m/m
5:30 PM	UK	Official Bank Rate
7:00 PM	US	Unemployment Claims
9:00 PM	US	Natural Gas Storage
Friday, November 08, 2024		
12:30 AM	US	Federal Funds Rate
8:30 PM	US	Prelim UoM Consumer Sentiment
8:30 PM	US	Prelim UoM Inflation Expectations

Symbol	Company	Purpose	Board Meeting Date
ABB	ABB India Limited	Financial Results	04-Nov-24
BATAINDIA	Bata India Limited	Financial Results	04-Nov-24
EXIDEIND	Exide Industries Limited	Financial Results	04-Nov-24
IRCTC	Indian Railway Catering And Tourism Corporation Limited	Financial Results	04-Nov-24
BERGEPAIN	Berger Paints (I) Limited	Financial Results	05-Nov-24
DRREDDY	Dr. Reddy's Laboratories Limited	Financial Results	05-Nov-24
DRREDDY	Dr. Reddy's Laboratories Limited	Financial Results	05-Nov-24
GAIL	GAIL (India) Limited	Financial Results	05-Nov-24
MANAPPURAM	Manappuram Finance Limited	Financial Results	05-Nov-24
TITAN	Titan Company Limited	Financial Results	05-Nov-24
APOLLOHOSP	Apollo Hospitals Enterprise Limited	Financial Results	06-Nov-24
CHAMBLFERT	Chambal Fertilizers & Chemicals Limited	Financial Results	06-Nov-24
DELTACORP	Delta Corp Limited	Financial Results	06-Nov-24
GRANULES	Granules India Limited	Financial Results	06-Nov-24
GUJGASLTD	Gujarat Gas Limited	Financial Results	06-Nov-24
JINDALSTEL	Jindal Steel & Power Limited	Financial Results	06-Nov-24
POWERGRID	Power Grid Corporation of India Limited	Financial Results	06-Nov-24
RAIN	Rain Industries Limited	Financial Results	06-Nov-24

Symbol	Company	Purpose	Board Meeting Date
TATASTEEL	Tata Steel Limited	Financial Results	06-Nov-24
ABFRL	Aditya Birla Fashion and Retail Limited	Financial Results	07-Nov-24
ASTRAL	Astral Limited	Financial Results	07-Nov-24
CUMMINSIND	Cummins India Limited	Financial Results	07-Nov-24
ESCORTS	Escorts Kubota Limited	Financial Results	07-Nov-24
INDHOTEL	The Indian Hotels Company Limited	Financial Results	07-Nov-24
LUPIN	Lupin Limited	Financial Results	07-Nov-24
M&M	Mahindra & Mahindra Limited	Financial Results	07-Nov-24
PAGEIND	Page Industries Limited	Financial Results	07-Nov-24
TRENT	Trent Limited	Financial Results	07-Nov-24
AARTIIND	Aarti Industries Limited	Financial Results	08-Nov-24
ASHOKLEY	Ashok Leyland Limited	Financial Results	08-Nov-24
METROPOLIS	Metropolis Healthcare Limited	Financial Results	08-Nov-24
MRF	MRF Limited	Financial Results	08-Nov-24
NAUKRI	Info Edge (India) Limited	Financial Results	08-Nov-24
SBIN	State Bank of India	Financial Results	08-Nov-24
TATAMOTORS	Tata Motors Limited	Financial Results	08-Nov-24
DIVISLAB	Divi's Laboratories Limited	Financial Results	09-Nov-24

Source: Bloomberg, ICICI Direct Research

Derivatives Strategies: Open recommendations

Date	Scrip	Action	Recommendation
4-Nov-24	Ramco Cement	Buy	Positional Future : Buy RAMCEM (THE RAMCO CEMENTS LIMITED) NOV in the range of 884-888 Target 940 and StopLoss 854
4-Nov-24	L&T Technology Services	Sell	Positional Future : Sell LTTEC (L&T TECHNOLOGIES LIMITED) NOV in the range of 4950-4974 Target 4640 and StopLoss 5150.1

[Back](#)

Source: Bloomberg, ICICI Direct Research

November 4, 2024

Quant Picks: Open recommendations...

Date	Scrip	Action	Price	Target	Stop Loss	Last close	Return (%)	Time
------	-------	--------	-------	--------	-----------	------------	------------	------

[Back](#)

Pankaj Pandey

Head – Research

pankaj.pandey@icicisecurities.com

ICICI Direct Research Desk,
ICICI Securities Limited,
Third Floor, Brillanto House,
Road No 13, MIDC,
Andheri (East)
Mumbai – 400 093
research@icicidirect.com



Source: Bloomberg, ICICI Direct Research

November 4, 2024

ICICI Securities Ltd. | Retail Equity Research

Disclaimer

I/We, , Jay Thakkar MBA (Finance), CMT, Raj Deepak Singh BE, MBA (Finance), Dipesh Dedhia BCOM, MBA (Finance), Siddhesh Jain, BFM, MBA (Finance) Research Analysts, authors and the names subscribed to this report, hereby certify that all of the views expressed in this research report accurately reflect our views about the subject issuer(s) or securities. We also certify that no part of our compensation was, is, or will be directly or indirectly related to the specific recommendation(s) or view(s) in this report. It is also confirmed that above mentioned Analysts of this report have not received any compensation from the companies mentioned in the report in the preceding twelve months and do not serve as an officer, director or employee of the companies mentioned in the report.

Terms & conditions and other disclosures:

ICICI Securities Limited (ICICI Securities) is a full-service, integrated investment banking and is, inter alia, engaged in the business of stock broking and distribution of financial products. ICICI Securities is Sebi registered stock broker, merchant banker, investment adviser, portfolio manager and Research Analyst. ICICI Securities is registered with Insurance Regulatory Development Authority of India Limited (IRDAI) as a composite corporate agent and with PFRDA as a Point of Presence. ICICI Securities Limited Research Analyst SEBI Registration Number – INH000000990. ICICI Securities Limited SEBI Registration is INZ000183631 for stock broker. Registered Office Address: ICICI Venture House, Appasaheb Marathe Marg, Prabhadevi, Mumbai - 400 025. CIN: L67120MH1995PLC086241, Tel: (91 22) 6807 7100. ICICI Securities is a subsidiary of ICICI Bank which is India's largest private sector bank and has its various subsidiaries engaged in businesses of housing finance, asset management, life insurance, general insurance, venture capital fund management, etc. ("associates"), the details in respect of which are available on www.icicibank.com.

Investments in securities market are subject to market risks. Read all the related documents carefully before investing.

Registration granted by Sebi and certification from NISM in no way guarantee performance of the intermediary or provide any assurance of returns to investors. None of the research recommendations promise or guarantee any assured, minimum or risk-free return to the investors.

Name of the Compliance officer (Research Analyst): Mr. Atul Agrawal
Contact number: 022-40701000 E-mail Address: complianceofficer@icicisecurities.com

For any queries or grievances: Mr. Bhavesh Soni Email address: headsservicequality@icicidirect.com Contact Number: 18601231122

ICICI Securities is one of the leading merchant bankers/ underwriters of securities and participate in virtually all securities trading markets in India. We and our associates might have investment banking and other business relationship with a significant percentage of companies covered by our Investment Research Department. ICICI Securities and its analysts, persons reporting to analysts and their relatives are generally prohibited from maintaining a financial interest in the securities or derivatives of any companies that the analysts cover.

Recommendation in reports based on technical and derivative analysis centre on studying charts of a stock's price movement, outstanding positions, trading volume etc as opposed to focusing on a company's fundamentals and, as such, may not match with the recommendation in fundamental reports. Investors may visit icicidirect.com to view the Fundamental and Technical Research Reports.

Our proprietary trading and investment businesses may make investment decisions that are inconsistent with the recommendations expressed herein.

The information and opinions in this report have been prepared by ICICI Securities and are subject to change without any notice. The report and information contained herein is strictly confidential and meant solely for the selected recipient and may not be altered in any way, transmitted to, copied or distributed, in part or in whole, to any other person or to the media or reproduced in any form, without prior written consent of ICICI Securities. While we would endeavour to update the information herein on a reasonable basis, ICICI Securities is under no obligation to update or keep the information current. Also, there may be regulatory, compliance or other reasons that may prevent ICICI Securities from doing so. Non-rated securities indicate that rating on a particular security has been suspended temporarily and such suspension is in compliance with applicable regulations and/or ICICI Securities policies, in circumstances where ICICI Securities might be acting in an advisory capacity to this company, or in certain other circumstances.

This report is based on information obtained from public sources and sources believed to be reliable, but no independent verification has been made nor is its accuracy or completeness guaranteed. This report and information herein is solely for informational purpose and shall not be used or considered as an offer document or solicitation of offer to buy or sell or subscribe for securities or other financial instruments. Though disseminated to all the customers simultaneously, not all customers may receive this report at the same time. ICICI Securities will not treat recipients as customers by virtue of their receiving this report. Nothing in this report constitutes investment, legal, accounting and tax advice or a representation that any investment or strategy is suitable or appropriate to your specific circumstances. The securities discussed and opinions expressed in this report may not be suitable for all investors, who must make their own investment decisions, based on their own investment objectives, financial positions and needs of specific recipient. This may not be taken in substitution for the exercise of independent judgment by any recipient. The recipient should independently evaluate the investment risks. The value and return on investment may vary because of changes in interest rates, foreign exchange rates or any other reason. ICICI Securities accepts no liabilities whatsoever for any loss or damage of any kind arising out of the use of this report. Past performance is not necessarily a guide to future performance. Investors are advised to see Risk Disclosure Document to understand the risks associated before investing in the securities markets. Actual results may differ materially from those set forth in projections. Forward-looking statements are not predictions and may be subject to change without notice.

ICICI Securities or its associates might have managed or co-managed public offering of securities for the subject company or might have been mandated by the subject company for any other assignment in the past twelve months.

ICICI Securities or its associates might have received any compensation from the companies mentioned in the report during the period preceding twelve months from the date of this report for services in respect of managing or co-managing public offerings, corporate finance, investment banking or merchant banking, brokerage services or other advisory service in a merger or specific transaction.

ICICI Securities or its associates might have received any compensation for products or services other than investment banking or merchant banking or brokerage services from the companies mentioned in the report in the past twelve months.

ICICI Securities encourages independence in research report preparation and strives to minimize conflict in preparation of research report. ICICI Securities or its associates or its analysts did not receive any compensation or other benefits from the companies mentioned in the report or third party in connection with preparation of the research report. Accordingly, neither ICICI Securities nor Research Analysts and their relatives have any material conflict of interest at the time of publication of this report.

Compensation of our Research Analysts is not based on any specific merchant banking, investment banking or brokerage service transactions.

ICICI Securities or its subsidiaries collectively or Research Analysts or their relatives do not own 1% or more of the equity securities of the Company mentioned in the report as of the last day of the month preceding the publication of the research report.

Since associates of ICICI Securities and ICICI Securities as an entity are engaged in various financial service businesses, they might have financial interests or actual/ beneficial ownership of one percent or more or other material conflict of interest in various companies including the subject company/companies mentioned in this report.

ICICI Securities may have issued other reports that are inconsistent with and reach different conclusion from the information presented in this report.

Neither the Research Analysts nor ICICI Securities have been engaged in market making activity for the companies mentioned in the report.

We submit that no material disciplinary action has been taken on ICICI Securities by any Regulatory Authority impacting Equity Research Analysis activities.

This report is not directed or intended for distribution to, or use by, any person or entity who is a citizen or resident of or located in any locality, state, country or other jurisdiction, where such distribution, publication, availability or use would be contrary to law, regulation or which would subject ICICI Securities and affiliates to any registration or licensing requirement within such jurisdiction. The securities described herein may or may not be eligible for sale in all jurisdictions or to certain category of investors. Persons in whose possession this document may come are required to inform themselves of and to observe such restriction.