

September 24, 2024

Intraday...

Action	Scrip	Target 1	Target 2	Stoploss	Time frame
Buy CUMIND Sept Fut at 3867.05-3873.05	Cummins India Limited	3900.1	3945.1	3840	Intraday
Sell GRASIM Sept Fut at 2668.75-2674.75	Grasim Industries Limited	2635.8	2581.8	2708	Intraday

[Daily view](#)

Weekly...

Action	Scrip	Target	Stoploss	Time frame	Status
Buy SBILIF Oct Fut at 1880.0-1888.0	SBI Life	1990.0	1824.9	Weekly	Profit Booked
Sell METHEA Oct Fut at 2093.0-2103.0	Metropolis	2000.0	2161.0	Weekly	Stoploss Triggered

[Weekly view](#)

Other Product offerings

Derivatives Strategy

Underlying	Action
Ultratech	Buy

Duration : 1-2 months

Click here to see [open calls](#)

Quant (Derivatives) Pick

Underlying	Action
Tata Chemical	Buy
CUB	Buy

Duration : 1-3 months

Click here to see [open calls](#)



For Instant stock ideas:
[SUBSCRIBE](#) to mobile
 notification on ICICIdirect
 Mobile app...

Research Analysts

Jay Thakkar
jay.thakkar@icicisecurities.com

Dipesh Dedhia
dipesh.dedhia@icicisecurities.com

Raj Deepak Singh
rajdeepak.singh@icicisecurities.com

Siddhesh Jain
siddhesh.jain@icicisecurities.com

Intraday Outlook: Buy Bank Nifty in the range of 53950-54050

Nifty			
	Close	Pvs Close	% Change
Spot	25939.05	25790.95	0.57%
Future	25917.85	25767.75	0.58%
Basis	-21	-23	-
OI (Lakhs)	183.08	179.65	1.91%
PCR	1.13	1.07	-

Bank Nifty			
	Close	Pvs Close	% Change
Spot	54105.80	53793.20	0.58%
Future	54072.30	53550.85	0.97%
Basis	-34	-242	-
OI (Lakhs)	27.40	26.31	4.15%

Pivot Level		
	Nifty Future	Bank Nifty Future
S2	25805	53559
S1	25872	53832
Pivot	25914	54015
R1	25981	54289
R2	26023	54472

- ❖ The Nifty continued its bullish momentum for the fourth consecutive session supported by BFSI stocks. For the day, Nifty is expected to open near 26000 levels. We believe the positive move is likely to extend towards 26200 levels.

- ❖ Sell Nifty 25700 Put option (Sep 26 expiry) in the range of | 45-48; Target: | 25 Stop loss: | 61

- ❖ The Bank Nifty witnessed holistic buying and except 2 stocks all the other components closed in green. Going ahead, Bank Nifty is expected to move towards 54500 levels. On the downside 53500 is likely to act as immediate support. Hence, fresh long position can be created in case of pullback.

- ❖ Buy Bank Nifty future in the range of 53950-54050; Target: 54300-54400 ; Stop loss: 53850

- ❖ FII's bought ₹ 404 crore in the cash segment while DII's bought ₹ 1023 in the last session. In the derivatives segment, FII's have bought index futures worth ₹ 188 crores while in index options they sold ₹ 4579 crore. In stock futures segment, they bought ₹ 806 crore.

- ❖ Stocks in Ban: Aarti Industries, ABFRL, Biocon, Chambal Fertilizer, GNFC, Granules, Vodafone IDEA, LIC Housing, National Aluminum, OFSS, PNB & Sail.

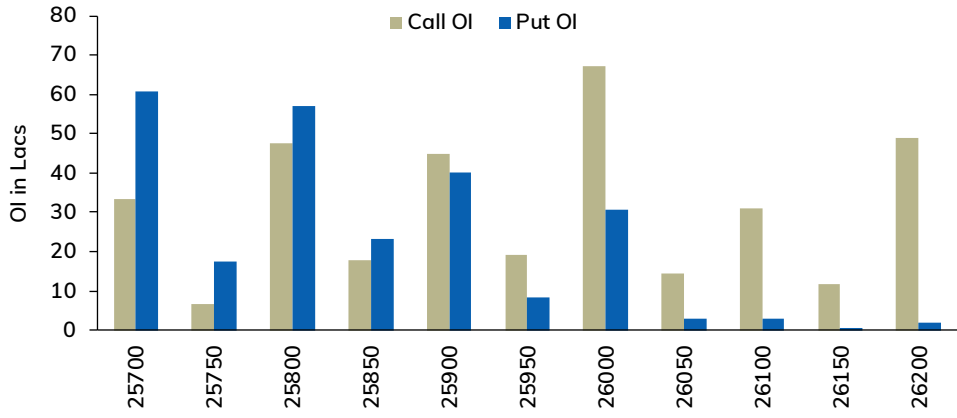
Note: Index calls may be changed, if view differs during market hours and positional recommendations given in Derivatives Strategy should not be linked to intraday index/stock calls.

Source: NSE, Seediiff, Bloomberg ICICI Direct Research
September 24, 2024

ICICI Securities Ltd. | Retail Equity Research

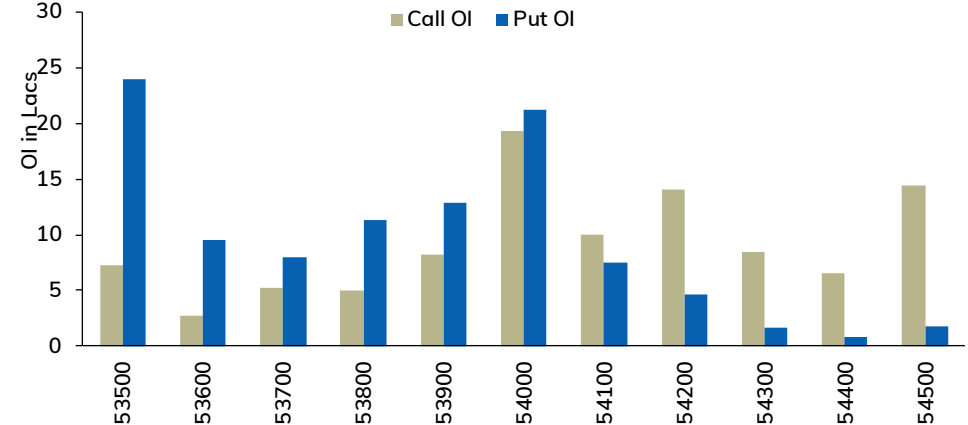
Bank Nifty 54000 Call and Put both holds noteworthy OI...

Nifty Weekly Option OI Distribution



- ❖ In Nifty, 26000 Call strike holds noteworthy OI of ~67 lakhs shares.
- ❖ On the Put side, 25700 strike holds sizeable OI of ~ 60 lakhs shares.

Bank Nifty Weekly Option OI Distribution



- ❖ In Bank Nifty, 54000 Call strike holds noteworthy OI of ~19 lakhs shares.
- ❖ On the Put side, 53500 strike holds OI of ~24 lakhs shares.

Long Buildup		
Name	Price (%)	OI(%)
UBL	1.64%	24.34%
IPCALAB	2.85%	19.25%
PVRINOX	1.57%	13.53%
LTTS	0.25%	8.36%
UNITDSPR	3.46%	7.55%

Short Buildup		
Name	Price (%)	OI(%)
EICHERMOT	-1.63%	7.85%
TATACONSUM	-0.55%	4.92%
DABUR	-1.08%	4.19%
GRASIM	-0.47%	3.28%
CROMPTON	-0.28%	2.21%

Long Unwinding		
Name	Price (%)	OI(%)
NATIONALUM	-2.02%	-8.84%
GODREJCP	-0.58%	-8.11%
VOLTAS	-1.67%	-6.30%
SYNGENE	-1.47%	-4.79%
MARICO	-0.72%	-4.39%

Short Covering		
Name	Price (%)	OI(%)
OFSS	1.81%	-17.46%
TATACHEM	0.72%	-11.84%
BATAINDIA	0.36%	-11.81%
CHAMBLFERT	2.53%	-11.45%
GODREJPROP	6.73%	-10.23%

Source: NSE, Seediff, Bloomberg ICICI Direct Research

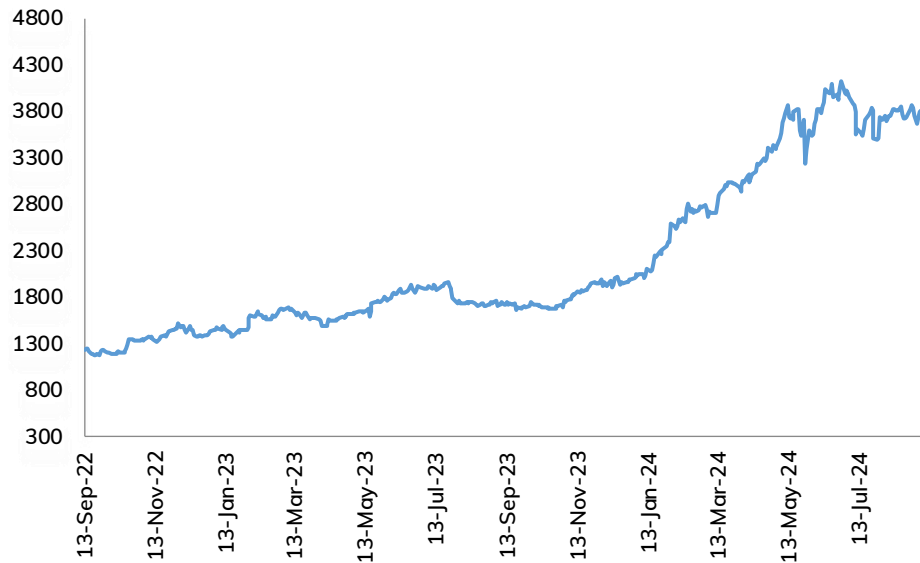
Intraday recommendation with historical price performance...

i) Cummins India Limited (CMP: 3870.05)

Buy CUMIND Sept Fut at | 3867.05-3873.05

Target 1: 3900.1 Target 2: 3945.1

Stop Loss: 3840.1

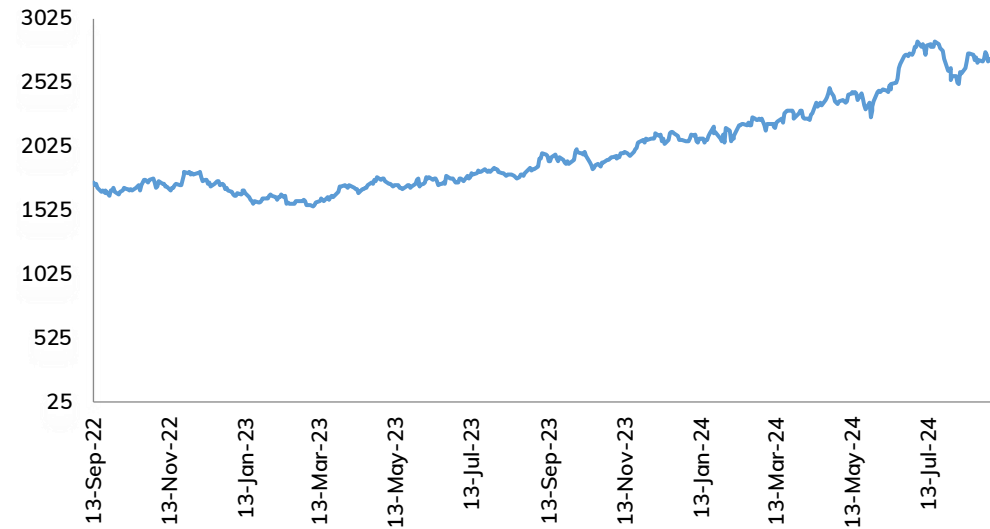


ii) Grasim Industries Limited (CMP: 2671.75)

Sell GRASIM Sept Fut at | 2668.75-2674.75

Target 1: 2635.8 Target 2: 2581.8

Stop Loss: 2707.8



Strategy Follow-up

Date	Stock	View	Strategy	Reco	Target	SL	P&L	Comment
23-Sep-24	LARTOU	Buy	Long Fut	3798.1	3858.1	3738.1	-690	Exit in loss
23-Sep-24	GLEPHA	Sell	Short Fut	1626.4	1595.3	1638.8	-	Not initiated

Weekly Recommendation

Weekly future recommendations:

1) Buy SBILIF (SBI LIFE INSURANCE COMPANY LTD) OCT in the range of 1880-1888 Target 1990 and StopLoss 1824.9.

Rationale

The current up move in the market is supported by BFSI and we feel this space likely to continue its uptrend. SBI Life has found support at its put base of 1800, and the current levels offer an attractive risk-reward ratio. Additionally, the low leverage in the futures segment indicates the potential for fresh long positions, which could drive the stock price higher to 1990 levels.

2) Sell METHEA (METROPOLIS HEALTHCARE LIMITED) OCT in the range of 2093-2103 Target 2000 and StopLoss 2161.

Rationale

In the current upward trend, the healthcare sector has been underperforming. The recent decline in the stock, accompanied by a reduction in open interest, suggests ongoing profit-taking, which we expect to continue towards 2000 levels. Additionally, the active presence of call writers on the upside indicates that gains are likely to be capped.

Recommendation follow up							
Underlying	View	Strategy	Reco	Target	Stoploss	Profit/Loss	Comment
Oberoi	Bullish	Buy Futures	1805	1880	1765	18900	Profits Booked
Bata India	Bearish	Sell Futures	1415	1330	1461	-3375	Exit in Loss

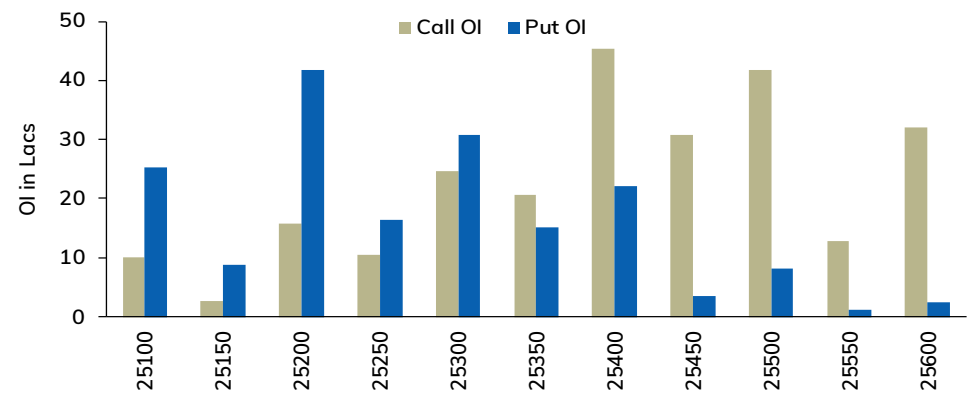
Source: Bloomberg, ICICI Direct Research

The recommendation was released on One click derivatives on

Nifty may continue its move towards 26200 levels...

- Nifty witnessed sharp buying momentum on Friday to close the week with 1.7% gains despite being quite range bound in the first four sessions of the week. Inflows due to FTSE rebalancing helped Nifty to move beyond 25800 with the help of banking heavyweights. Considering monthly settlement week, higher volatility is can be expected and we expect a move below 25500 may take Nifty towards series VWAP of 25200 in the coming week.
- From the data front, significant Put writing was observed on Friday where 25500 holds major Put base. Thus, these levels are likely to act as immediate support. On higher side, no major Call base can be seen and the immediate hurdle might be seen near 26000 levels.
- FII net longs in Index futures are near extreme levels with nearly 3.6 lakh contracts and despite that Nifty futures premium turned into discount. The retail participants have turned cautious once again and they are now short with nearly 2.5 lakh contracts. Moreover, retail participants are extremely short in the Call positions and some cool-off in the market cannot be ruled out.
- The premium of nearly 75 points in Nifty has turned into discount of almost 20 points on Friday primarily on the account of FTSE rebalancing. Moreover, one of the highest cash base buying of 14000 crores was experienced on Friday which led to the sharp up move and decline in IVs. Despite that, we believe that due to monthly settlement and index reshuffling, volatility is likely to remain high.

Nifty options OI build-up

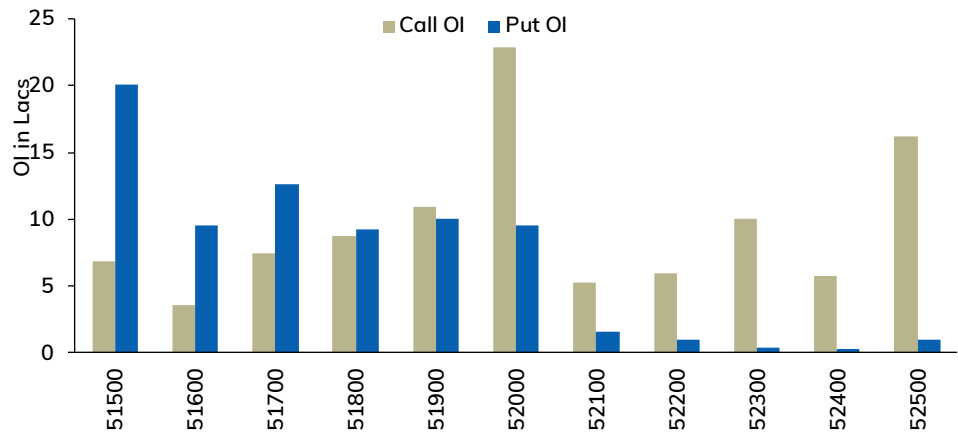


Source: Bloomberg, ICICI Direct Research
September 24, 2024

Bank Nifty: Immediate support lies near 53000 levels...

- Banking index tried to compensate its continued underperformance in last couple of weeks and it gained another 3.5% last week with the help of positive momentum seen among banking heavyweights. On Friday, due to FTSE rebalancing delivery buying worth 11800 crores was seen among private sector banking heavyweights. For the coming week, we believe that Bank Nifty may find immediate hurdle near 54000 levels and positive bias to continue above the support levels of 53000.
- From the data front, Bank Nifty options activity is tilted towards Call options where ATM 53500 and 54000 Call strikes now holds noteworthy open interest. While Friday's up move has triggered significant closure among these strikes, but Index futures have turned into significant discount which suggests expectations of limited upsides from current levels. Thus, any further short covering should be expected above 54000 levels.
- From the support perspective, 53000 Put strike hold one of the highest open interest for the coming monthly settlement. One should be cautious if Ban Nifty moves below these levels. Most of the heavyweights are still holding major Call bases at deep ITM strikes, thus a retracement move cannot be ruled out in the settlement week.
- Financial Nifty has moved up along with the Bank Nifty and closed the week with gains of more than 3%. However, just like Bank Nifty, Fin Nifty futures are also trading at significant discount over spot and some retracement is likely to be seen. Also, the Call base of 25000 strike is likely to act as an hurdle for the monthly settlement on Tuesday

Bank Nifty weekly options OI build-up



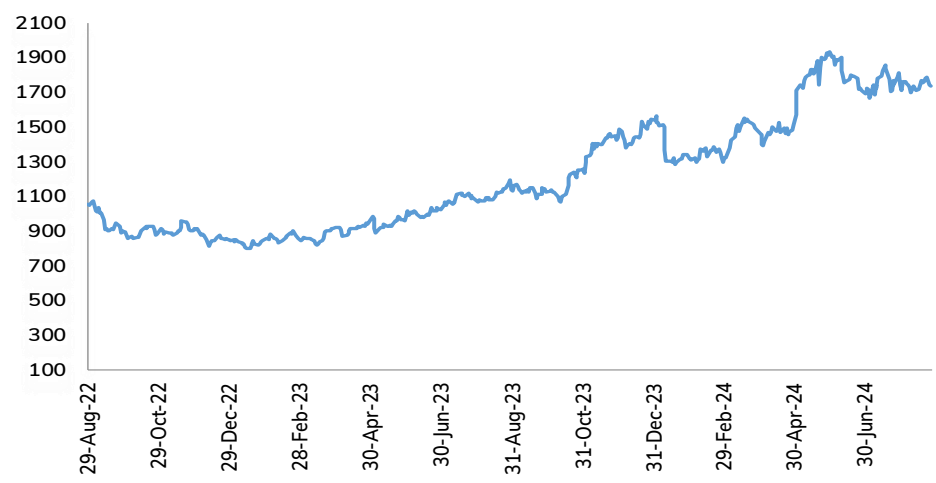
- Global cues especially rate cut by US federal reserve triggered Risk on sentiments in equities as well as bullions last week. Gold made fresh life high and moved beyond \$2600 dollar. US Equities continue to climb higher where midcaps have relatively outperformed the headline indices. However, US Bond yields and Dollar index remained largely flat as market was almost pricing the rate cut. On the other hand, most of the commodities have remained sideways and gave the gains of the week on Friday.
- Domestically, FIIs turned significantly buyers as fresh equity buying along with the FTSE rebalancing triggered noteworthy buying in last few sessions of the week. FIIs have bought nearly 17k crores last week only where 16k crores came in the last Friday. Due to this buying, FIIs have turned net buyers for the month of September. On the other hand, domestic institutions moved to sidelines and sold nearly 600 crores as markets tested fresh life highs.
- In the F&O space, FIIs have continue to increase their long positions during the week and their net long positions in index future has increased to over 3.6 lakh contracts as markets remained strong. On the other hand, retail participants has turned cautious once again and their shorts have increased significantly to 2.5 lacs contracts last week. In the stock futures segment, FIIs turned significantly bullish as their net longs reaching to 7.6 lakh contracts.
- Crude oil prices increased more than 4.5% in the previous week amid weak dollar following large rate cut by US Federal Reserve. Further, prices moved up on dip in US supply in the aftermath of Hurricane Francine. For this week, we expect NYMEX crude oil prices to rise towards \$74 level on fears that escalating tension in Middle East may impact supply and lower borrowing cost across major economies would support demand.

FII/DII buying in equities (in ₹ crore)					
Date	FII			DII	
	Index Fut	Stock Fut	Index Opt	Cash	Cash
16-Sep-24	332	-4213	-31416	1362	754
17-Sep-24	426	-1123	-35879	2342	874
18-Sep-24	1419	2163	39803	-	152
19-Sep-24	-924	3392	2669	-399	2012
20-Sep-24	9145	16402	32753	14064	-4427

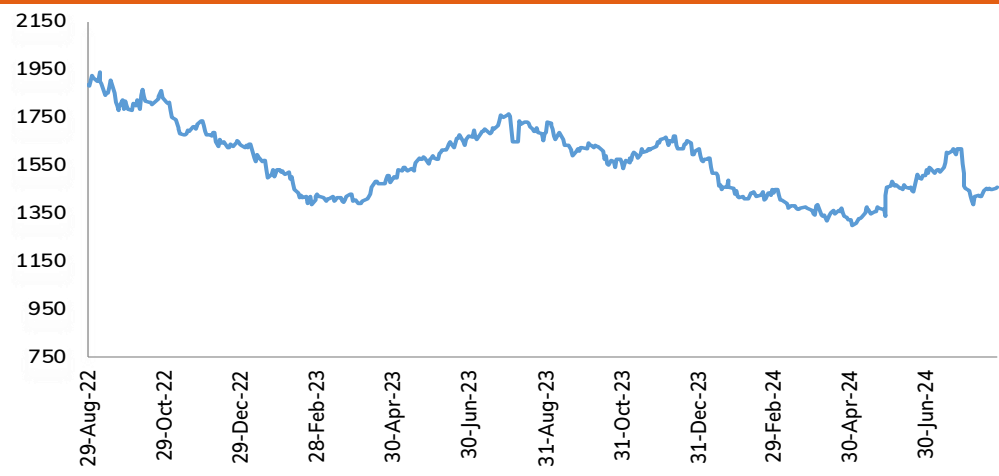
Source: Bloomberg, ICICI Direct Research

Recommended Stocks: Historical price performance...

SBI Life



Metropolis



Source: NSE, Seediff, Bloomberg ICICI Direct Research
September 24, 2024

Forthcoming Events...

Date & Time (IST)	Country	Data & Events
Monday, September 16, 2024		
All Day	China	Bank Holiday
6:00 PM	US	Empire State Manufacturing Index
Tuesday, September 17, 2024		
All Day	China	Bank Holiday
2:30 PM	Europe	German ZEW Economic Sentiment
6:00 PM	US	Retail Sales m/m
6:45 PM	US	Industrial Production m/m
Wednesday, September 18, 2024		
11:30 AM	UK	CPI y/y
6:00 PM	US	Building Permits
8:00 PM	US	Crude Oil Inventories
11:30 PM	US	Federal Funds Rate
11:30 PM	US	FOMC Economic Projections
Thursday, September 19, 2024		
4:30 PM	UK	Official Bank Rate
6:00 PM	US	Unemployment Claims
6:00 PM	US	Philly Fed Manufacturing Index
7:30 PM	US	Existing Home Sales
8:00 PM	US	Natural Gas Storage
Friday, September 20, 2024		
6:30 AM	China	1-y Loan Prime Rate
6:30 AM	China	5-y Loan Prime Rate
Tentative	Japan	BOJ Policy Rate
11:30 AM	UK	Retail Sales m/m

Derivatives Strategies: Open recommendations

Date	Scrip	Action	Recommendation
19-Sep-24	Polycab	Sell	Long/Short Strategy: Buy Polycab 6500 Put 90-92, Sell 6200 16-19, Target 300, Stoploss 10, Till September Expiry.
23-Sep-24	Aditya Capital	Buy	Long/Short Strategy: Buy Aditya Birla Capital October 235 Call 10. 10.5, Sell 250 Call 4.5- 5, Target 15, Stoploss 1 Till October Expiry.
23-Sep-24	Ultratech Cement	Buy	Long/Short Strategy: Buy Ultratech Oct futures 12000- 12100, Sell October 12500 Call 160- 170, Target 12500, Stoploss 11599, Till October Expiry.

[Back](#)

Source: Bloomberg, ICICI Direct Research

September 24, 2024

Quant Picks: Open recommendations...

Date	Scrip	Action	Price	Target	Stop Loss	Last close	Return (%)	Time
25 Jun 24	City Union Bank	Buy	164-168	190	151	170	1.2%	3 months
22 Aug 24	Bandhan Bank	Buy	202-208	240	185	213	4.4%	3 months
26 Aug 24	Vedanta Ltd	Buy	450-460	529	418	453	-1.5%	3 months
13 Sep 24	JK Cement	Buy	4700-4750	5450	4320	4782	0.7%	3 months

[Back](#)

Pankaj Pandey

Head – Research

pankaj.pandey@icicisecurities.com

ICICI Direct Research Desk,
ICICI Securities Limited,
Third Floor, Brillanto House,
Road No 13, MIDC,
Andheri (East)
Mumbai – 400 093
research@icicidirect.com



Source: Bloomberg, ICICI Direct Research

September 24, 2024

ICICI Securities Ltd. | Retail Equity Research

Disclaimer

I/We, , Jay Thakkar MBA (Finance), CMT, Raj Deepak Singh BE, MBA (Finance), Dipesh Dedhia BCOM, MBA (Finance), Siddhesh Jain, BFM, MBA (Finance) Research Analysts, authors and the names subscribed to this report, hereby certify that all of the views expressed in this research report accurately reflect our views about the subject issuer(s) or securities. We also certify that no part of our compensation was, is, or will be directly or indirectly related to the specific recommendation(s) or view(s) in this report. It is also confirmed that above mentioned Analysts of this report have not received any compensation from the companies mentioned in the report in the preceding twelve months and do not serve as an officer, director or employee of the companies mentioned in the report.

Terms & conditions and other disclosures:

ICICI Securities Limited (ICICI Securities) is a full-service, integrated investment banking and is, inter alia, engaged in the business of stock broking and distribution of financial products. ICICI Securities is Sebi registered stock broker, merchant banker, investment adviser, portfolio manager and Research Analyst. ICICI Securities is registered with Insurance Regulatory Development Authority of India Limited (IRDAI) as a composite corporate agent and with PFRDA as a Point of Presence. ICICI Securities Limited Research Analyst SEBI Registration Number – INH000000990. ICICI Securities Limited SEBI Registration is INZ000183631 for stock broker. Registered Office Address: ICICI Venture House, Appasaheb Marathe Marg, Prabhadevi, Mumbai - 400 025. CIN: L67120MH1995PLC086241, Tel: (91 22) 6807 7100. ICICI Securities is a subsidiary of ICICI Bank which is India's largest private sector bank and has its various subsidiaries engaged in businesses of housing finance, asset management, life insurance, general insurance, venture capital fund management, etc. ("associates"), the details in respect of which are available on www.icicibank.com.

Investments in securities market are subject to market risks. Read all the related documents carefully before investing.

Registration granted by Sebi and certification from NISM in no way guarantee performance of the intermediary or provide any assurance of returns to investors. None of the research recommendations promise or guarantee any assured, minimum or risk-free return to the investors.

Name of the Compliance officer (Research Analyst): Mr. Atul Agrawal
Contact number: 022-40701000 E-mail Address: complianceofficer@icicisecurities.com

For any queries or grievances: Mr. Bhavesh Soni Email address: headsquality@icicidirect.com Contact Number: 18601231122

ICICI Securities is one of the leading merchant bankers/ underwriters of securities and participate in virtually all securities trading markets in India. We and our associates might have investment banking and other business relationship with a significant percentage of companies covered by our Investment Research Department. ICICI Securities and its analysts, persons reporting to analysts and their relatives are generally prohibited from maintaining a financial interest in the securities or derivatives of any companies that the analysts cover.

Recommendation in reports based on technical and derivative analysis centre on studying charts of a stock's price movement, outstanding positions, trading volume etc as opposed to focusing on a company's fundamentals and, as such, may not match with the recommendation in fundamental reports. Investors may visit icicidirect.com to view the Fundamental and Technical Research Reports.

Our proprietary trading and investment businesses may make investment decisions that are inconsistent with the recommendations expressed herein.

The information and opinions in this report have been prepared by ICICI Securities and are subject to change without any notice. The report and information contained herein is strictly confidential and meant solely for the selected recipient and may not be altered in any way, transmitted to, copied or distributed, in part or in whole, to any other person or to the media or reproduced in any form, without prior written consent of ICICI Securities. While we would endeavour to update the information herein on a reasonable basis, ICICI Securities is under no obligation to update or keep the information current. Also, there may be regulatory, compliance or other reasons that may prevent ICICI Securities from doing so. Non-rated securities indicate that rating on a particular security has been suspended temporarily and such suspension is in compliance with applicable regulations and/or ICICI Securities policies, in circumstances where ICICI Securities might be acting in an advisory capacity to this company, or in certain other circumstances.

This report is based on information obtained from public sources and sources believed to be reliable, but no independent verification has been made nor is its accuracy or completeness guaranteed. This report and information herein is solely for informational purpose and shall not be used or considered as an offer document or solicitation of offer to buy or sell or subscribe for securities or other financial instruments. Though disseminated to all the customers simultaneously, not all customers may receive this report at the same time. ICICI Securities will not treat recipients as customers by virtue of their receiving this report. Nothing in this report constitutes investment, legal, accounting and tax advice or a representation that any investment or strategy is suitable or appropriate to your specific circumstances. The securities discussed and opinions expressed in this report may not be suitable for all investors, who must make their own investment decisions, based on their own investment objectives, financial positions and needs of specific recipient. This may not be taken in substitution for the exercise of independent judgment by any recipient. The recipient should independently evaluate the investment risks. The value and return on investment may vary because of changes in interest rates, foreign exchange rates or any other reason. ICICI Securities accepts no liabilities whatsoever for any loss or damage of any kind arising out of the use of this report. Past performance is not necessarily a guide to future performance. Investors are advised to see Risk Disclosure Document to understand the risks associated before investing in the securities markets. Actual results may differ materially from those set forth in projections. Forward-looking statements are not predictions and may be subject to change without notice.

ICICI Securities or its associates might have managed or co-managed public offering of securities for the subject company or might have been mandated by the subject company for any other assignment in the past twelve months.

ICICI Securities or its associates might have received any compensation from the companies mentioned in the report during the period preceding twelve months from the date of this report for services in respect of managing or co-managing public offerings, corporate finance, investment banking or merchant banking, brokerage services or other advisory service in a merger or specific transaction.

ICICI Securities or its associates might have received any compensation for products or services other than investment banking or merchant banking or brokerage services from the companies mentioned in the report in the past twelve months.

ICICI Securities encourages independence in research report preparation and strives to minimize conflict in preparation of research report. ICICI Securities or its associates or its analysts did not receive any compensation or other benefits from the companies mentioned in the report or third party in connection with preparation of the research report. Accordingly, neither ICICI Securities nor Research Analysts and their relatives have any material conflict of interest at the time of publication of this report.

Compensation of our Research Analysts is not based on any specific merchant banking, investment banking or brokerage service transactions.

ICICI Securities or its subsidiaries collectively or Research Analysts or their relatives do not own 1% or more of the equity securities of the Company mentioned in the report as of the last day of the month preceding the publication of the research report.

Since associates of ICICI Securities and ICICI Securities as an entity are engaged in various financial service businesses, they might have financial interests or actual/ beneficial ownership of one percent or more or other material conflict of interest in various companies including the subject company/companies mentioned in this report.

ICICI Securities may have issued other reports that are inconsistent with and reach different conclusion from the information presented in this report.

Neither the Research Analysts nor ICICI Securities have been engaged in market making activity for the companies mentioned in the report.

We submit that no material disciplinary action has been taken on ICICI Securities by any Regulatory Authority impacting Equity Research Analysis activities.

This report is not directed or intended for distribution to, or use by, any person or entity who is a citizen or resident of or located in any locality, state, country or other jurisdiction, where such distribution, publication, availability or use would be contrary to law, regulation or which would subject ICICI Securities and affiliates to any registration or licensing requirement within such jurisdiction. The securities described herein may or may not be eligible for sale in all jurisdictions or to certain category of investors. Persons in whose possession this document may come are required to inform themselves of and to observe such restriction.