

September 16, 2024

Intraday...

Action	Scrip	Target 1	Target 2	Stoploss	Time frame
Buy ACC Sept Fut at 2516.2-2522.2	Acc Limited	2549.2	2594.2	2489	Intraday
Sell CUMIND Sept Fut at 3792.65-3798.65	Cummins India Limited	3765.7	3720.7	3826	Intraday

[Daily view](#)

Weekly...

Action	Scrip	Target	Stoploss	Time frame	Status
Buy OBEREA Sep Fut at 1800.0-1809.0	Oberoi Realty	1880.0	1764.9	Weekly	open
Sell BATIND Sep Fut at 1412.0-1418.0	Bata India	1330.0	1461.0	Weekly	Carried Forward

[Weekly view](#)

Other Product offerings

Derivatives Strategy

Underlying	Action
Bata India	Sell
Oberoi Realty	Buy

Duration : 1-2 months

Click here to see [open calls](#)

Quant (Derivatives) Pick

Underlying	Action
Tata Chemical	Buy
CUB	Buy

Duration : 1-3 months

Click here to see [open calls](#)



For Instant stock ideas:
[SUBSCRIBE](#) to mobile
 notification on ICICIdirect
 Mobile app...

Research Analysts

Jay Thakkar
jay.thakkar@icicisecurities.com

Dipesh Dedhia
dipesh.dedhia@icicisecurities.com

Raj Deepak Singh
rajdeepak.singh@icicisecurities.com

Siddhesh Jain
siddhesh.jain@icicisecurities.com

Weekly Recommendation

Weekly future recommendations:

1) Buy OBEREA (OBEROI REALTY LIMITED) SEP in the range of 1800-1809 Target 1880 and StopLoss 1764.9.

Rationale

Oberoi reality has been consolidating in the broader range between ₹1600- ₹1800 levels, since August. The stock has finally managed to close above its major resistance and highest Call base of ₹1800, which is a positive sign. On the futures front, the stock witnessed sizeable short addition wherein future open interest is up by 46% (~64 lakhs shares to ~94 lakhs shares). With reality stocks back in focus and Oberoi sustaining above its major resistance area, we expect it to move towards ₹1880 levels on the back of short covering.

2) Sell BATIND (BATA INDIA LIMITED) SEP in the range of 1412-1418 Target 1330 and StopLoss 1461. (carried forward)

Rationale

Bata India has once again reversed from its resistance level of 1480. The current decline is accompanied by an increase in open interest in the futures segment, suggesting the addition of short positions. On the options front, the 1480 and 1500 call strikes are showing significant open interest, indicating limited upside potential. The overall price setup appears weak, suggesting that this weakness could extend further down towards 1330 levels.

Recommendation follow up							
Underlying	View	Strategy	Reco	Target	Stoploss	Profit/Loss	Comment
Divis Lab	Bullish	Buy Futures	5120	5325	4990	27500	Target Achieved

Source: Bloomberg, ICICI Direct Research

The recommendation was released on One click derivatives on

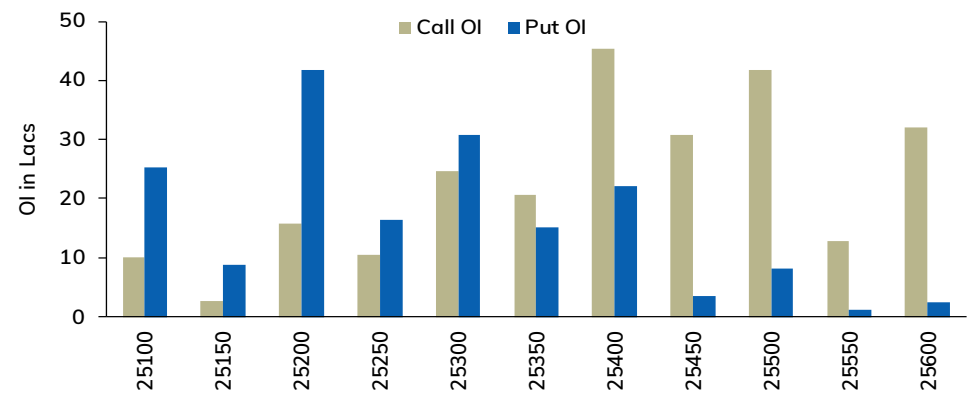
September 16, 2024

ICICI Securities Ltd. | Retail Equity Research

Nifty: Likely to move towards 25800 levels...

- Last week, Nifty saw short covering in call writers' positions, driving the index to new all-time highs. The current uptrend has been supported by technology, banking & financial, and consumption stocks, while the smallcap index underperformed slightly, closing with modest gains. Looking ahead, we expect continued outperformance in technology and a recovery in banking, which should build momentum and push Nifty towards the 25800 level in the coming weeks.
- On the options front, most call writing is concentrated at ATM strikes, although the volume has decreased following the significant upward move seen on the expiry day. Put writers, showing renewed confidence, have been active, with significant positions between the 25000 to 25200 strikes, providing immediate support. We anticipate that any dip towards the 25000 level will present a buying opportunity.
- As of September 13, FII's have invested approximately ₹22000 crore in domestic equities, including some block deals. Additionally, they injected around ₹2,300 crore in Friday session (a provisional figure), bringing total inflows to nearly ₹24,000 crore so far this month. This reflects strong confidence in large-cap stocks and suggests limited downside risk.
- The volatility index dropped sharply after the large move on expiry day, closing the week near 12.5 levels. We expect volatility to remain low in the coming sessions, with a possible spike mid-week ahead of the FOMC meeting

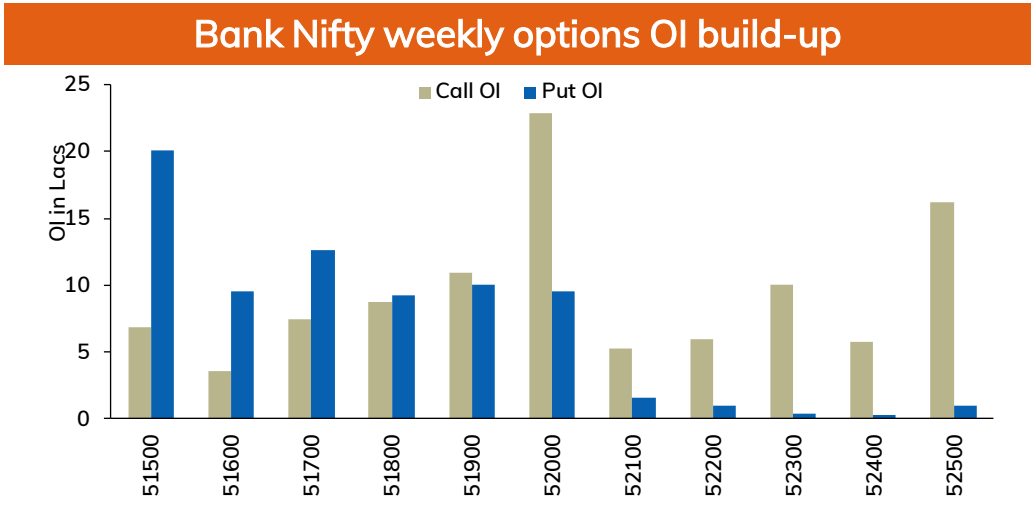
Nifty options OI build-up



Source: Bloomberg, ICICI Direct Research
September 16, 2024

Bank Nifty: Strong move expected above 52000 levels...

- Bank Nifty recovered all its losses from the previous week, driven by short covering from its put base. This recovery was supported by Kotak Mahindra Bank, IndusInd Bank, and other heavyweight banks, helping Bank Nifty close with gains of over 2.5%. FII's continued buying into financial stocks has contributed to the strong performance of the banking index. We believe, next leg of short covering is likely to trigger if Bank Nifty sustains levels above 52000.
- In the options space, Bank Nifty is seeing writing at both call and put strikes, with the highest option base at the ATM 52000 strike. With only three sessions left before the weekly settlement, a major directional move is likely ahead of the FOMC outcome. We expect Bank Nifty to trade with positive bias, with further gains driven by short covering.
- Bank Nifty futures have seen consistent open interest closures over the last few weeks, and while some covering occurred last week, a clear trend reversal will only emerge if Bank Nifty breaks out of its current range above 52000.
- Financial Nifty also recovered last week, climbing towards the 24,000 level with a gain of nearly 2%. Delivery based buying in Bajaj Twins helped Fin Nifty to test its previous highs. A sustainable move above the call base of 24000 would create short covering move



FII's remains net buyer...

- Globally, US indices managed to post solid gains and largely recovered from the previous weeks losses. US treasury yields slipped in the previous week on growing possibility of supersized interest rate cut by US Fed in upcoming meeting following weak economic data from US.
- FII's buying spree continued and remained net buyer for the third consecutive week to the tune of 16k crores. Buying was seen throughout out the week. Sizeable buying by FII's helped Nifty to surpass its previous high and make fresh All-time highs. Furthermore, DII too remained net buyer to the tune of 1.9k crore.
- In the F&O space, FIIs have increase their long positions during the week and their net long positions in index future has increased to 2.1 lakh contracts from 1.6 lakh contracts as markets made fresh all-time highs. On the other hand, retail has increased their short position and the quantum has moved from net short of k contract to 1lakh contract.
- Crude oil prices increased more than 1.5% in the previous week amid weak dollar following expectations of first rate cut by US Federal Reserve in upcoming meeting. Additionally, prices recovered on concerns over supply disruptions stemming from Hurricane Francine. For this week, we expect NYMEX crude oil prices to slip back towards \$65 level on US supply resumption following Hurricane Francine, weak economic data from China and biggest weekly rise in Oil rig counts in a year.

FII/DII buying in equities (in ₹ crore)					
Date	FII				DII
	Index Fut	Stock Fut	Index Opt	Cash	Cash
09-Sep-24	-373	-2562	6513	947	1757
10-Sep-24	169	-3901	-38365	2717	-275
11-Sep-24	-477	-2698	-52218	2077	-231
12-Sep-24	2580	15024	50470	7947	-1800
13-Sep-24	1339	-5054	-2216	2365	2532

Source: Bloomberg, ICICI Direct Research

Intraday recommendation with historical price performance...

i) Acc Limited (CMP: 2519.2)

Buy ACC Sept Fut at | 2516.2-2522.2

Target 1: 2549.2

Target 2: 2594.2

Stop Loss: 2489.2



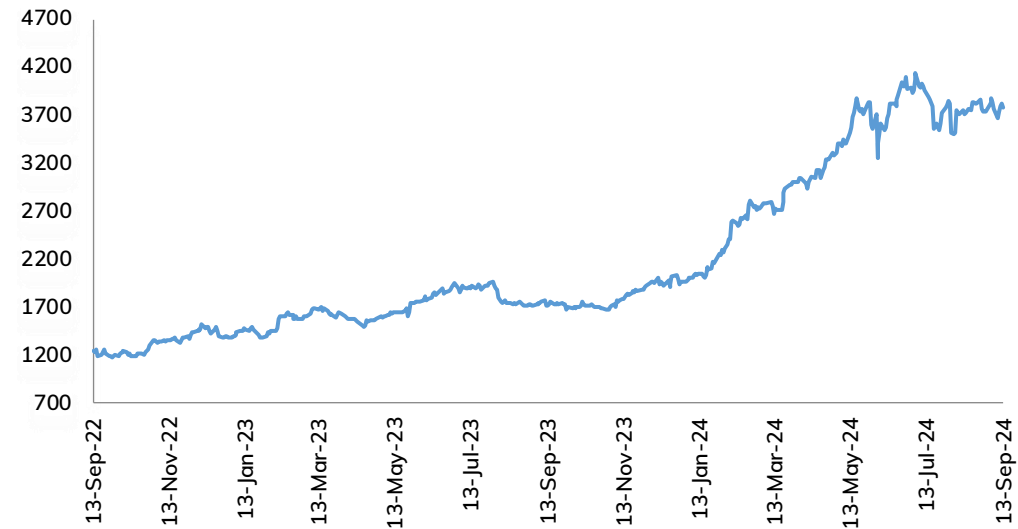
ii) Cummins India Limited (CMP: 3795.65)

Sell CUMIND Sept Fut at | 3792.65-3798.65

Target 1: 3765.7

Target 2: 3720.7

Stop Loss: 3825.7

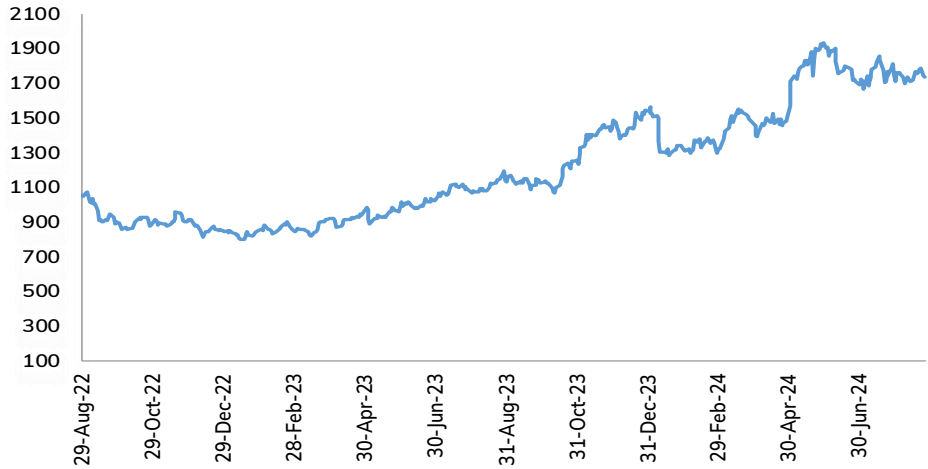


Strategy Follow-up

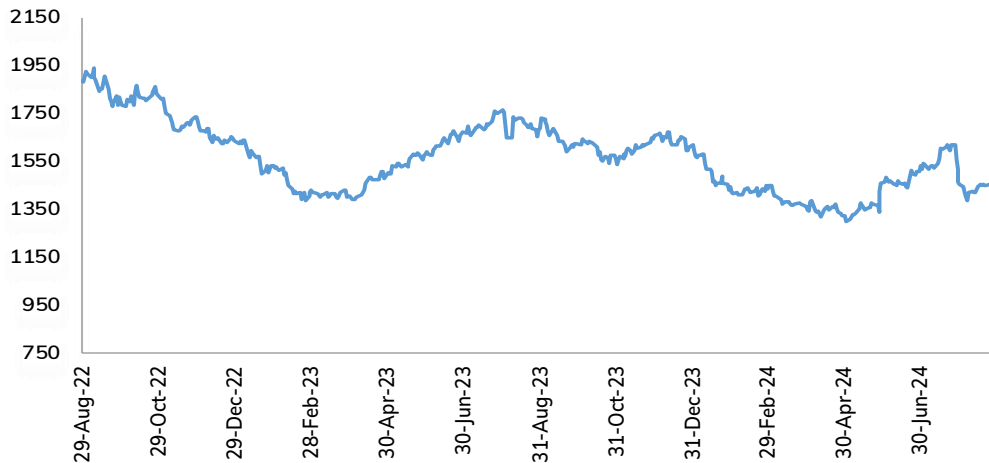
Date	Stock	View	Strategy	Reco	Target	SL	P&L	Comment
13-Sep-24	MAHFIN	Buy	Long Fut	332.4	336.9	327.9	9000	Target Achieved
13-Sep-24	SRF	Sell	Short Fut	2493.8	2469.8	2517.8	5925	Profit Booked

Recommended Stocks: Historical price performance...

Oberoi Realty



Bata India



Source: NSE, Seediff, Bloomberg ICICI Direct Research

Forthcoming Events...

Date & Time (IST)	Country	Data & Events
Monday, September 16, 2024		
All Day	China	Bank Holiday
6:00 PM	US	Empire State Manufacturing Index
Tuesday, September 17, 2024		
All Day	China	Bank Holiday
2:30 PM	Europe	German ZEW Economic Sentiment
6:00 PM	US	Retail Sales m/m
6:45 PM	US	Industrial Production m/m
Wednesday, September 18, 2024		
11:30 AM	UK	CPI y/y
6:00 PM	US	Building Permits
8:00 PM	US	Crude Oil Inventories
11:30 PM	US	Federal Funds Rate
11:30 PM	US	FOMC Economic Projections
Thursday, September 19, 2024		
4:30 PM	UK	Official Bank Rate
6:00 PM	US	Unemployment Claims
6:00 PM	US	Philly Fed Manufacturing Index
7:30 PM	US	Existing Home Sales
8:00 PM	US	Natural Gas Storage
Friday, September 20, 2024		
6:30 AM	China	1-y Loan Prime Rate
6:30 AM	China	5-y Loan Prime Rate
Tentative	Japan	BOJ Policy Rate
11:30 AM	UK	Retail Sales m/m

Derivatives Strategies: Open recommendations

Date	Scrip	Action	Recommendation
5-Sep-24	Apollo Hospital	Buy	Long/Short Strategy: Buy Apollo hospital 6980- 7020, Sell 7300 Call 64-67, Target 7300, Stoploss 6789., Till Expiry.
6-Sep-24	Bata India	Sell	Positional Future : Sell BATIND (BATA INDIA LIMITED) SEP in the range of 1412-1418 Target 1330 and StopLoss 1461.
12-Sep-24	HDFC Bank	Buy	Positional Future : Buy HDFBAN (HDFC BANK LIMITED) SEP in the range of 1657-1663 Target 1710 and StopLoss 1629.9.
16-Sep-24	Oberoi Realty	Buy	Positional Future : Buy OBEREA (OBEROI REALTY LIMITED) SEP in the range of 1800-1809 Target 1880 and StopLoss 1764.9.

[Back](#)

Source: Bloomberg, ICICI Direct Research

September 16, 2024

ICICI Securities Ltd. | Retail Equity Research

Quant Picks: Open recommendations...

Date	Scrip	Action	Price	Target	Stop Loss	Last close	Return (%)	Time
12 Jun 24	Tata Chemical	Buy	1100-1120	1265	1016	1059	-5.4%	3 months
25 Jun 24	City Union Bank	Buy	164-168	190	151	167	-0.6%	3 months
19 Aug 24	Havells	Buy	1865-1885	2165	1710	1872	-0.7%	3 months
22 Aug 24	Bandhan Bank	Buy	202-208	240	185	197	-5.3%	3 months
26 Aug 24	Vedanta Ltd	Buy	450-460	529	418	460	0.0%	3 months
5 Sep 24	SRF	Buy	2600-2630	2960	2400	2504	-4.2%	3 months

[Back](#)

Pankaj Pandey

Head – Research

pankaj.pandey@icicisecurities.com

ICICI Direct Research Desk,
ICICI Securities Limited,
Third Floor, Brillanto House,
Road No 13, MIDC,
Andheri (East)
Mumbai – 400 093
research@icicidirect.com



Source: Bloomberg, ICICI Direct Research

September 16, 2024

ICICI Securities Ltd. | Retail Equity Research

Disclaimer

I/We, , Jay Thakkar MBA (Finance), CMT, Raj Deepak Singh BE, MBA (Finance), Dipesh Dedhia BCOM, MBA (Finance), Siddhesh Jain, BFM, MBA (Finance) Research Analysts, authors and the names subscribed to this report, hereby certify that all of the views expressed in this research report accurately reflect our views about the subject issuer(s) or securities. We also certify that no part of our compensation was, is, or will be directly or indirectly related to the specific recommendation(s) or view(s) in this report. It is also confirmed that above mentioned Analysts of this report have not received any compensation from the companies mentioned in the report in the preceding twelve months and do not serve as an officer, director or employee of the companies mentioned in the report.

Terms & conditions and other disclosures:

ICICI Securities Limited (ICICI Securities) is a full-service, integrated investment banking and is, inter alia, engaged in the business of stock broking and distribution of financial products. ICICI Securities is SEBI registered stock broker, merchant banker, investment adviser, portfolio manager and Research Analyst. ICICI Securities is registered with Insurance Regulatory Development Authority of India Limited (IRDAI) as a composite corporate agent and with PFRDA as a Point of Presence. ICICI Securities Limited Research Analyst SEBI Registration Number – INH000000990. ICICI Securities Limited SEBI Registration is INZ000183631 for stock broker. Registered Office Address: ICICI Venture House, Appasaheb Marathe Marg, Prabhadevi, Mumbai - 400 025. CIN: L67120MH1995PLC086241, Tel: (91 22) 6807 7100. ICICI Securities is a subsidiary of ICICI Bank which is India's largest private sector bank and has its various subsidiaries engaged in businesses of housing finance, asset management, life insurance, general insurance, venture capital fund management, etc. ("associates"), the details in respect of which are available on www.icicibank.com.

Investments in securities market are subject to market risks. Read all the related documents carefully before investing.

Registration granted by Sebi and certification from NISM in no way guarantee performance of the intermediary or provide any assurance of returns to investors. None of the research recommendations promise or guarantee any assured, minimum or risk-free return to the investors.

Name of the Compliance officer (Research Analyst): Mr. Atul Agrawal
Contact number: 022-40701000 E-mail Address: complianceofficer@icicisecurities.com

For any queries or grievances: Mr. Bhavesh Soni Email address: headsquality@icicidirect.com Contact Number: 18601231122

ICICI Securities is one of the leading merchant bankers/ underwriters of securities and participate in virtually all securities trading markets in India. We and our associates might have investment banking and other business relationship with a significant percentage of companies covered by our Investment Research Department. ICICI Securities and its analysts, persons reporting to analysts and their relatives are generally prohibited from maintaining a financial interest in the securities or derivatives of any companies that the analysts cover.

Recommendation in reports based on technical and derivative analysis centre on studying charts of a stock's price movement, outstanding positions, trading volume etc as opposed to focusing on a company's fundamentals and, as such, may not match with the recommendation in fundamental reports. Investors may visit icicidirect.com to view the Fundamental and Technical Research Reports.

Our proprietary trading and investment businesses may make investment decisions that are inconsistent with the recommendations expressed herein.

The information and opinions in this report have been prepared by ICICI Securities and are subject to change without any notice. The report and information contained herein is strictly confidential and meant solely for the selected recipient and may not be altered in any way, transmitted to, copied or distributed, in part or in whole, to any other person or to the media or reproduced in any form, without prior written consent of ICICI Securities. While we would endeavour to update the information herein on a reasonable basis, ICICI Securities is under no obligation to update or keep the information current. Also, there may be regulatory, compliance or other reasons that may prevent ICICI Securities from doing so. Non-rated securities indicate that rating on a particular security has been suspended temporarily and such suspension is in compliance with applicable regulations and/or ICICI Securities policies, in circumstances where ICICI Securities might be acting in an advisory capacity to this company, or in certain other circumstances.

This report is based on information obtained from public sources and sources believed to be reliable, but no independent verification has been made nor is its accuracy or completeness guaranteed. This report and information herein is solely for informational purpose and shall not be used or considered as an offer document or solicitation of offer to buy or sell or subscribe for securities or other financial instruments. Though disseminated to all the customers simultaneously, not all customers may receive this report at the same time. ICICI Securities will not treat recipients as customers by virtue of their receiving this report. Nothing in this report constitutes investment, legal, accounting and tax advice or a representation that any investment or strategy is suitable or appropriate to your specific circumstances. The securities discussed and opinions expressed in this report may not be suitable for all investors, who must make their own investment decisions, based on their own investment objectives, financial positions and needs of specific recipient. This may not be taken in substitution for the exercise of independent judgment by any recipient. The recipient should independently evaluate the investment risks. The value and return on investment may vary because of changes in interest rates, foreign exchange rates or any other reason. ICICI Securities accepts no liabilities whatsoever for any loss or damage of any kind arising out of the use of this report. Past performance is not necessarily a guide to future performance. Investors are advised to see Risk Disclosure Document to understand the risks associated before investing in the securities markets. Actual results may differ materially from those set forth in projections. Forward-looking statements are not predictions and may be subject to change without notice.

ICICI Securities or its associates might have managed or co-managed public offering of securities for the subject company or might have been mandated by the subject company for any other assignment in the past twelve months.

ICICI Securities or its associates might have received any compensation from the companies mentioned in the report during the period preceding twelve months from the date of this report for services in respect of managing or co-managing public offerings, corporate finance, investment banking or merchant banking, brokerage services or other advisory service in a merger or specific transaction.

ICICI Securities or its associates might have received any compensation for products or services other than investment banking or merchant banking or brokerage services from the companies mentioned in the report in the past twelve months.

ICICI Securities encourages independence in research report preparation and strives to minimize conflict in preparation of research report. ICICI Securities or its associates or its analysts did not receive any compensation or other benefits from the companies mentioned in the report or third party in connection with preparation of the research report. Accordingly, neither ICICI Securities nor Research Analysts and their relatives have any material conflict of interest at the time of publication of this report.

Compensation of our Research Analysts is not based on any specific merchant banking, investment banking or brokerage service transactions.

ICICI Securities or its subsidiaries collectively or Research Analysts or their relatives do not own 1% or more of the equity securities of the Company mentioned in the report as of the last day of the month preceding the publication of the research report.

Disclaimer

Since associates of ICICI Securities and ICICI Securities as an entity are engaged in various financial service businesses, they might have financial interests or actual/ beneficial ownership of one percent or more or other material conflict of interest in various companies including the subject company/companies mentioned in this report.

ICICI Securities may have issued other reports that are inconsistent with and reach different conclusion from the information presented in this report.

Neither the Research Analysts nor ICICI Securities have been engaged in market making activity for the companies mentioned in the report.

We submit that no material disciplinary action has been taken on ICICI Securities by any Regulatory Authority impacting Equity Research Analysis activities.

This report is not directed or intended for distribution to, or use by, any person or entity who is a citizen or resident of or located in any locality, state, country or other jurisdiction, where such distribution, publication, availability or use would be contrary to law, regulation or which would subject ICICI Securities and affiliates to any registration or licensing requirement within such jurisdiction. The securities described herein may or may not be eligible for sale in all jurisdictions or to certain category of investors. Persons in whose possession this document may come are required to inform themselves of and to observe such restriction.