

July 11, 2024

Intraday...

Action	Scrip	Target 1	Target 2	Stoploss	Time frame
Buy HAVIND July Fut at 1932.2-1936.2	Havells India Limited	1952.2	1979.2	1916	Intraday
Sell HERHON July Fut at 5523.35-5529.35	Hero Motocorp Limited	5466.4	5376.4	5586	Intraday

[Daily view](#)

Weekly...

Action	Scrip	Target	Stoploss	Time frame	Status
Buy ALKLAB July Fut at 5060.0-5085.0	Alkem	5410.0	4874.9	Weekly	Profit Booked
Sell ASIPAI July Fut at 2925.0-2935.0	Asian Paints	2780.0	3021.0	Weekly	Stoploss Triggered

[Weekly view](#)

Other Product offerings

Derivatives Strategy

Underlying	Action
Pidilite Industries	Buy

Duration : 1-2 months

Click here to see [open calls](#)

Quant (Derivatives) Pick

Underlying	Action
Tata Chemical	Buy
CUB	Buy

Duration : 1-3 months

Click here to see [open calls](#)



For Instant stock ideas:
[SUBSCRIBE](#) to mobile
 notification on ICICIdirect
 Mobile app...

Research Analysts

Jay Thakkar
jay.thakkar@icicisecurities.com

Dipesh Dedhia
dipesh.dedhia@icicisecurities.com

Raj Deepak Singh
rajdeepak.singh@icicisecurities.com

Siddhesh Jain
siddhesh.jain@icicisecurities.com

Nifty

	Close	Pvs Close	% Change
Spot	24324.45	24433.20	-0.45%
Future	24355.05	24485.65	-0.53%
Basis	31	52	-
OI (Lakhs)	157.88	160.27	-1.49%
PCR	0.97	1.18	-

Bank Nifty

	Close	Pvs Close	% Change
Spot	52189.30	52568.80	-0.72%
Future	52318.60	52615.75	-0.56%
Basis	129	47	-
OI (Lakhs)	27.12	29.62	-8.46%

Pivot Level

	Nifty Future	Bank Nifty Future
S2	23990	51811
S1	24157	52000
Pivot	24309	52265
R1	24476	52454
R2	24628	52718

- ❖ Post opening higher, Nifty witnessed profit booking led by automobile and banking stocks. For today's weekly expiry, substantial Call writing is seen in ATM and OTM strikes suggesting limited upside. On the downside we expect 24150 to act as immediate support.

- ❖ Sell Nifty 24300 Put option (July 4 expiry) in the range of | 38-40; Target: | 10; Stop loss: | 55

- ❖ Bank Nifty continue to remain the weak link and slipped lower. Except 2, all the other bank nifty constituents closed in red. Going ahead, we expect 52000 to act as immediate support while on the higher side, 52500 is likely to act as resistance area.

- ❖ Sell Bank Nifty future in the range of 52450-52500; Target: 52250-52150 ; Stop loss: 52600

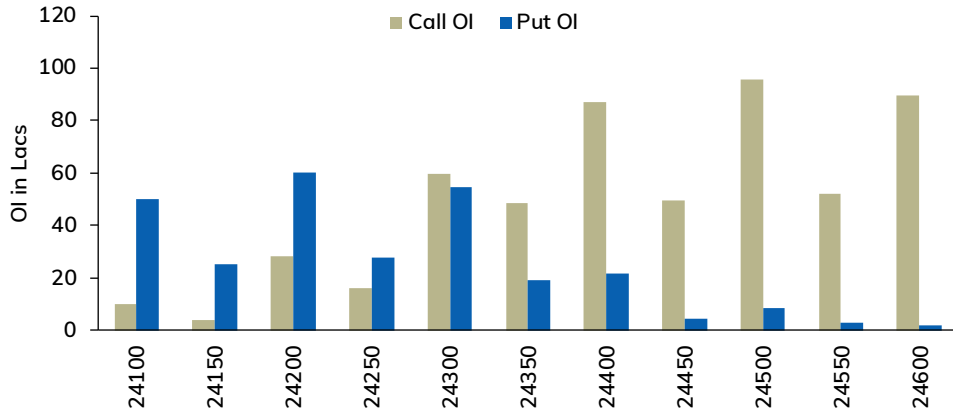
- ❖ FIIs bought ₹584 crore in the cash segment while DIIs bought ₹ 1082 in the last session. In the derivatives segment, FIIs have sold index futures worth ₹ 3435 crores while in index options they bought ₹ 18905 crore. In stock futures segment, they sold ₹ 2076 crore.

- ❖ Stocks in Ban: ABFRL, Balrampur Chini, Bandhan Bank, Chambal Fertilizer, GNFC, IEX, India Cement, Indus Tower, Piramal Enterprise and RBL Bank

Note: Index calls may be changed, if view differs during market hours and positional recommendations given in Derivatives Strategy should not be linked to intraday index/stock calls.
Source: NSE, SeediFF, Bloomberg ICICI Direct Research

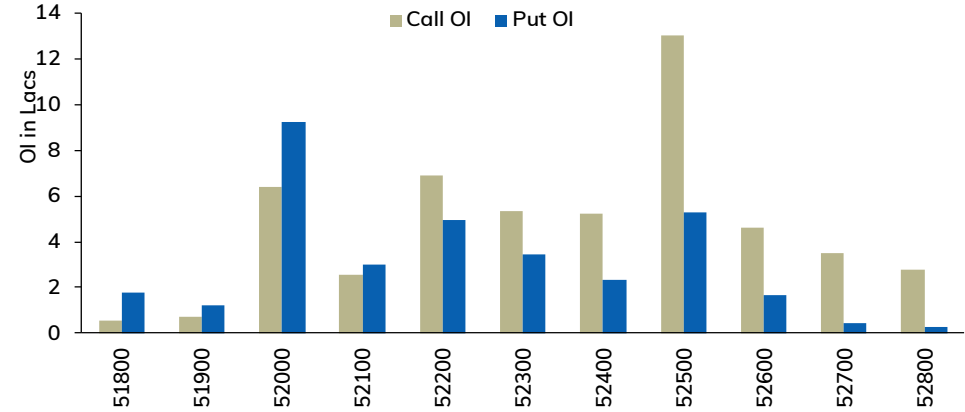
Bank Nifty 52500 Call holds substantial OI...

Nifty Weekly Option OI Distribution



- ❖ In Nifty, 24500 Call strike holds noteworthy OI of ~96 lakhs shares.
- ❖ On the Put side, 24200 strike holds sizeable OI of ~ 60 lakhs shares.

Bank Nifty Weekly Option OI Distribution



- ❖ In Bank Nifty, 52500 Call strike holds noteworthy OI of ~13 lakhs shares.
- ❖ On the Put side, 52000 strike holds OI of ~9 lakhs shares.

Long Buildup

Name	Price (%)	OI(%)
PIDILITIND	1.45%	8.29%
MUTHOOTFIN	0.94%	5.44%
GODREJCP	2.16%	4.31%
METROPOLIS	0.36%	2.35%
INDHOTEL	0.03%	1.95%

Short Buildup

Name	Price (%)	OI(%)
RBLBANK	-0.81%	14.10%
HINDCOPPER	-3.72%	12.04%
SHRIRAMFIN	-1.11%	8.90%
TATASTEEL	-2.40%	6.34%
PNB	-2.70%	5.63%

Long Unwinding

Name	Price (%)	OI(%)
IEX	-3.71%	-12.83%
CHAMBLFERT	-2.28%	-10.67%
GNFC	-2.47%	-7.20%
BALKRISIND	-0.45%	-5.23%
BANDHANBNK	-3.69%	-5.03%

Short Covering

Name	Price (%)	OI(%)
BATAINDIA	1.57%	-11.81%
JKCEMENT	2.50%	-9.59%
CANFINHOME	0.32%	-8.09%
SBILIFE	1.90%	-4.73%
FEDERALBNK	0.52%	-4.53%

Source: NSE, Seediff, Bloomberg ICICI Direct Research

July 11, 2024

ICICI Securities Ltd. | Retail Equity Research

Intraday recommendation with historical price performance...

i) Havells India Limited (CMP: 1934.2)

Buy HAVIND July Fut at | 1932.2-1936.2

Target 1: 1952.2 Target 2: 1979.2

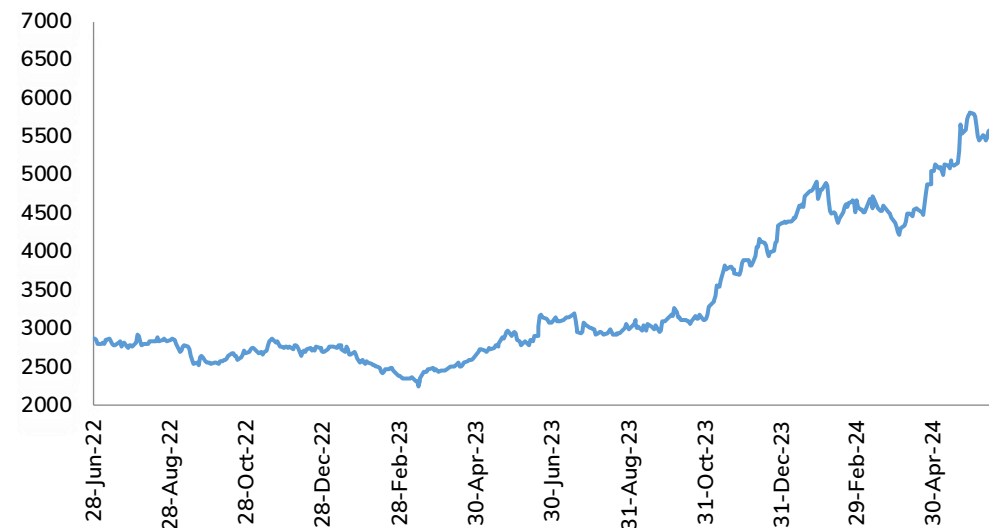
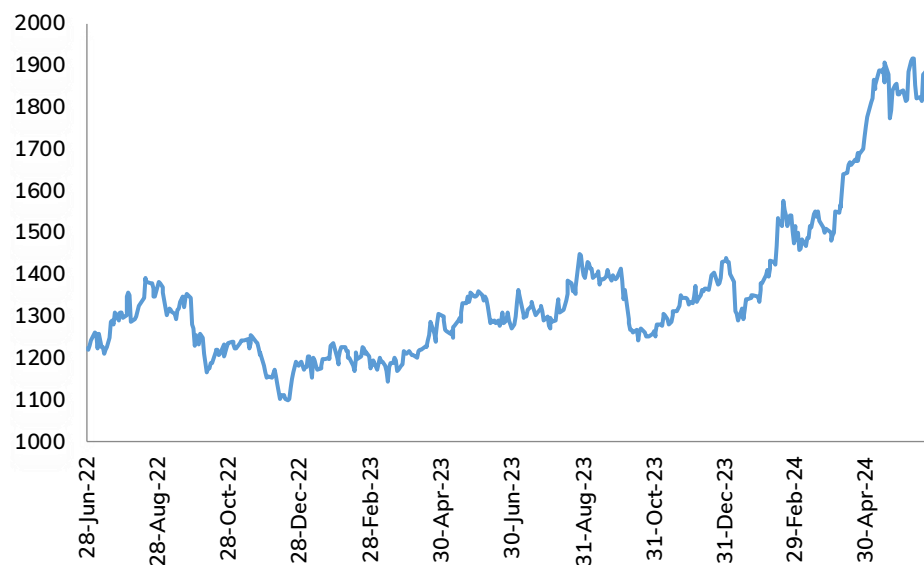
Stop Loss: 1916.2

ii) Hero Motocorp Limited (CMP: 5526.35)

Sell HERHON July Fut at | 5523.35-5529.35

Target 1: 5466.4 Target 2: 5376.4

Stop Loss: 5586.4



Strategy Follow-up

Date	Stock	View	Strategy	Reco	Target	SL	P&L	Comment
10-Jul-24	APOTYR	Buy	Long Fut	539.5	552.7	534.2	-	Not initiated
10-Jul-24	JSWSTE	Sell	Short Fut	937.3	924.0	950.6	9416	Target Achieved

Weekly Recommendation

Weekly future recommendations:

1) Buy ALKLAB (ALKEM LABORATORIES LIMITED) JUL in the range of 5060-5085 Target 5410 and StopLoss 4874.9.

Rationale

Pharmaceuticals have shown renewed strength after a few weeks of consolidation. Alkem Laboratories has witnessed long positions in the futures segment, and rising delivery volumes indicate accumulation at lower levels during the consolidation phase. The current momentum in the pharma sector, along with the stock current setup, presents a favorable risk-reward scenario, suggesting potential upward movement towards 5410 levels.

2) Sell ASIPAI (ASIAN PAINTS INDIA LTD) JUL in the range of 2925-2935 Target 2780 and StopLoss 3021.

Rationale

Paint stocks have been underperforming over the past few months compared to the headline indices. The stock has failed to surpass major resistance level of 3000. Additionally, option data shows that the 3000 Call strike holds a maximum open interest, indicating a strong supply point. The stock is once again moving down from current levels, presenting a shorting opportunity. We believe this stock may see a downward move towards lower levels.

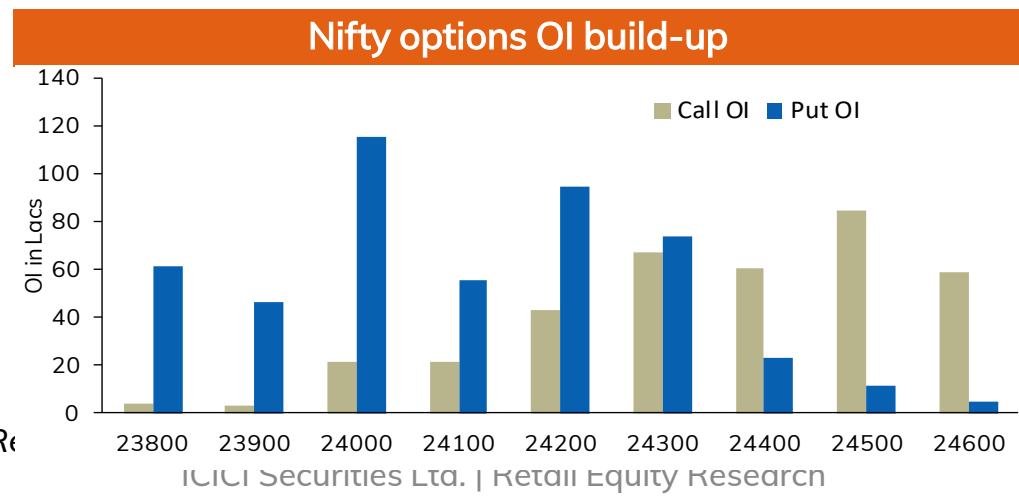
Recommendation follow up							
Underlying	View	Strategy	Reco	Target	Stoploss	Profit/Loss	Comment
Aurobindo Pharma	Bullish	Buy Futures	1220	1300	1179	22275	Profit Booked
ABB	Bearish	Sell Futures	8522	8100	8751	-28562	Stoploss Triggered

Source: Bloomberg, ICICI Direct Research

The recommendation was released on One click derivatives on

Nifty: Likely to consolidate with support near 23800/24000...

- The Nifty continued with its momentum and gained over 1% last week as heavyweights took the limelight. The sharp gains in Technology heavyweights and Reliance helped to compensate the weakness seen in HDFC Bank. Going ahead, we believe that Nifty may consolidate a bit with immediate hurdle likely to be seen at 24700 levels. On downsides, support can be expected near 24000/23800 levels.
- From the data perspective, Nifty futures saw significant long additions from FII and their net longs have increased sharply nearly 4 lac contracts. The net longs from FIIs are at its highest levels and profit taking risk cannot be ruled out at higher levels. On the other hand, retail participants have turned cautious in Nifty and are holding significantly net shorts in the system. However, due to resumption of cash-based buying from FIIs which will limit the downsides.
- On the options front, relatively high Put writing is visible at ATM Put strikes compare to Call strikes, suggesting expected support at lower levels. Put base at 24000 and 24200 strikes is significantly high which may restrict immediate downsides. Thus, a move below 24000 may trigger further weakness in the markets. On higher side, we believe that Call base placed at 24500 may act as immediate hurdle beyond which a short covering move can be expected.
- The volatility index has declined sharply last week and closed below 13 levels despite coming up results from heavyweights and Union budget in the second half of the series. Thus, we believe volatility should inch up from current levels and move towards 15 levels in coming sessions.

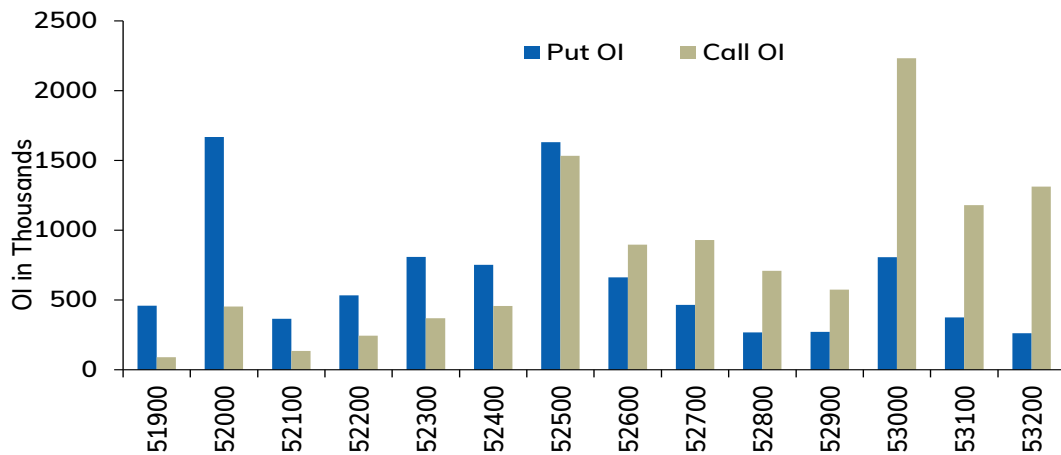


Source: Bloomberg, ICICI Direct R
July 11, 2024

Bank Nifty may face hurdle near 53000 levels in short term...

- Banking index underperformed Nifty last week as index heavyweight HDFC Bank lost almost 9% from highs. However, rest of the private sector stocks provided cushion to the Banking index and helped it to close with the gains of 0.5%. We believe that Bank Nifty may spent some more time in consolidating below 53000 levels in the coming sessions whereas 51500 mark is likely to act as immediate support.
- Bank Nifty options activity is significantly tilted towards Call options and 53000 Call strike is heavily written while no major Put base is in sight. Put option concentration is equally distributed among 52000 to 52500 Put strikes. The options data suggesting expected profit booking at higher levels and move below 52000 may extend the weakness in the banking index. Moreover, July series futures open interest is still on a lower side and fresh additions are likely to induce some directional movement.
- Stock specific, PSU stocks have seen some recovery amid delivery based buying last week and likely to move further high. While a pause in the momentum among private sector names can be expected, PSU stocks may see a fresh move going ahead.
- Financial Nifty has also gained nearly 1% last week closed just near 23600 levels. Just like Bank Nifty, heavy Call writing is visible at ATM and OTM Call strikes suggesting limited upsides for the coming weekly settlement. However, a move below 23500 may induce further weakness.

Bank Nifty weekly options OI build-up



FII's remain buyer in the equity segment...



- Globally, risk assets moved higher after a consolidation of last couple of weeks as US bond yields and Dollar index moved lower amid rate cut expectations. The US 2-year bond yields have closed the week at their lowest levels in more than 3 months triggering the move in risk assets. US equities gained almost 2% last week led by Technology heavyweights. Bullion prices have also started moving higher once again and Gold prices moved towards \$2400 mark..
- The FIIs have remained net buyers last week as well and bought more than 6800 crores last week. After remaining largely net sellers in the first 6 months of the calendar year, FIIs have bought nearly 30k crores in the second half of the June after union election verdict. We expect the ongoing positive bias to continue in near term. On the other hand, domestic institutions used the recent highs to book some profits and they sold nearly 400 cr in the secondary markets.
- In the F&O space, FIIs continue to increase their long positions and their net long positions in index future has reached to life high levels. Despite marginal closure on Friday, the net long in index futures is still near 3.8 lakh contracts which is substantially high and may restrict the upward momentum. At the same time, increasing short positions from retail participants suggests some caution at higher levels. However, in stock futures segment, FIIs continue to remain net longs with over 6.3 lakh contracts.
- Crude oil prices rallied more than 2% in the previous week amid weak dollar and larger than expected decline in US crude oil inventories. For this week, we expect NYMEX crude oil prices to rise further towards \$86 level on anticipation of another week of large weekly draw in crude oil inventories amid higher demand for fuel due to summer driving season.

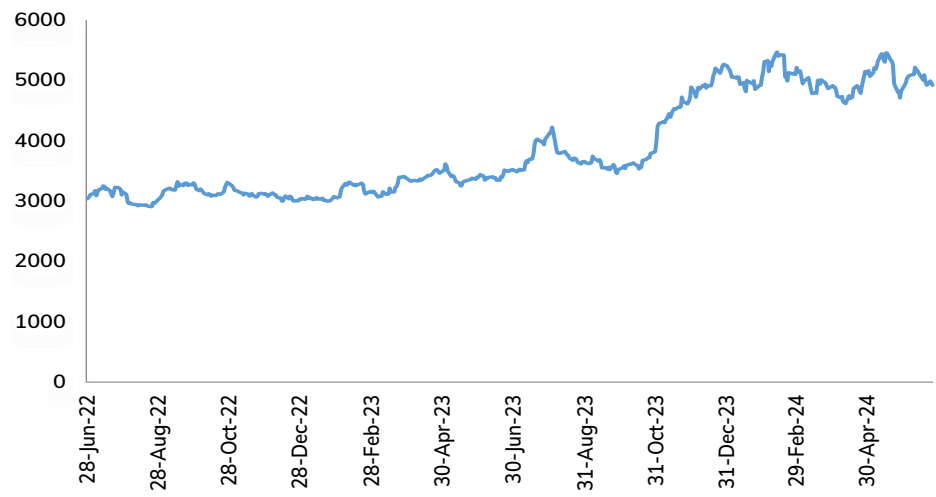
FII/DII buying in equities (in ₹ crore)

Date	FII				DII
	Index Fut	Stock Fut	Index Opt	Cash	Cash
01-Jul-24	264	-983	-24933	-351	3917
02-Jul-24	-237	-5071	-27773	-2095	648
03-Jul-24	2487	4598	-3853	4313	-924
04-Jul-24	898	-1490	-18258	5419	-2375
05-Jul-24	-496	-330	34623	1241	-1651

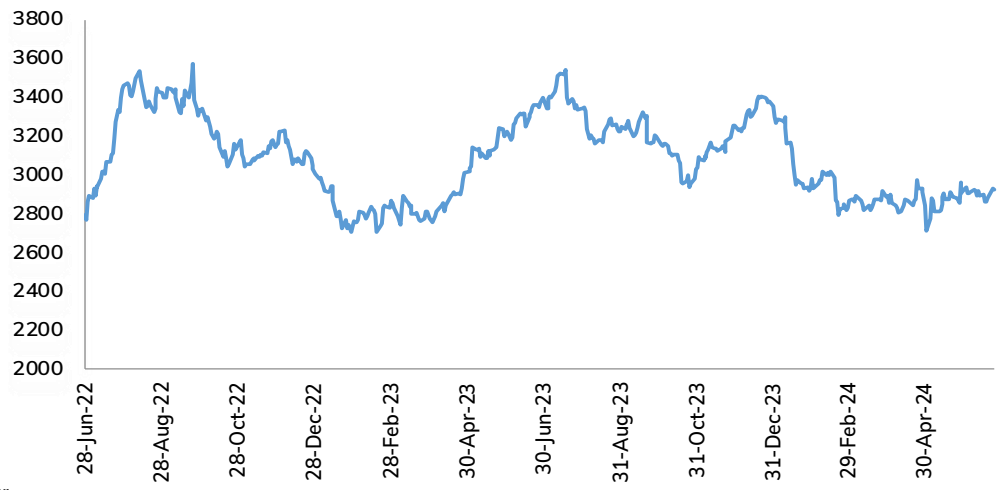
Source: Bloomberg, ICICI Direct Research

Recommended Stocks: Historical price performance...

Alkem



Asian Paints



Source: NSE, Seediff, Bloomberg ICICI Direct Resear...

Forthcoming Events...

Date & Time (IST)	Country	Data & Events
Monday, July 08, 2024		
11:30 AM	Europe	German Trade Balance
2:00 PM	Europe	Sentix Investor Confidence
Tuesday, July 09, 2024		
7:30 PM	US	Fed Chair Powell Testifies
Wednesday, July 10, 2024		
7:00 AM	China	CPI y/y
7:30 PM	US	Fed Chair Powell Testifies
8:00 PM	US	Crude Oil Inventories
Thursday, July 11, 2024		
11:30 AM	UK	GDP m/m
11:30 AM	UK	Industrial Production m/m
6:00 PM	US	CPI y/y
6:00 PM	US	Unemployment Claims
Friday, July 12, 2024		
Tentative	China	Trade Balance
5:30 PM	India	CPI y/y
6:00 PM	US	PPI m/m
7:30 PM	US	Prelim UoM Consumer Sentiment
7:30 PM	US	Prelim UoM Inflation Expectations

Symbol	Company	Purpose	Board Meeting Date
TCS	Tata Consultancy Services Limited	Financial Results	11-Jul-24

Derivatives Strategies: Open recommendations

Date	Scrip	Action	Recommendation
10-Jun-24	Pidilite Industries	Buy	Positional Future :Buy PIDIND (PIDILITE INDUSTRIES LTD) JUN in the range of 3160-3175 Target 3380 and StopLoss 3049.9. (rolled)
8-Jul-24	Gail	Buy	Long/Short Strategy: Buy Gail 230 Call 6.5- 7, Sell 245 Call 2.3-2.5, Target 15, Stoploss 1, till July expiry.
9-Jul-24	United Spirits	Buy	Long/Short Strategy: Buy United Spirits 1300 Call 30- 32, Sell 1400 Call 6- 7, Target 100, Stoploss 1, Till July Expiry.

[Back](#)

Source: Bloomberg, ICICI Direct Research

July 11, 2024

Quant Picks: Open recommendations...

Date	Scrip	Action	Price	Target	Stop Loss	Last close	Return (%)	Time
22 Mar 24	Indusind Bank	Buy	1470-1490	1700	1350	1425	-4.4%	3 months
12 Jun 24	Tata Chemical	Buy	1100-1120	1265	1016	1065	-4.9%	3 months
21 Jun 24	Syngene	Buy	710-720	810	650	746	4.3%	3 months
25 Jun 24	City Union Bank	Buy	164-168	190	151	164	-2.4%	3 months
1 Jul 24	Birla Soft	Buy	692-702	790	638	691	-1.6%	3 months
5 Jul 24	Container Corp	Buy	1035-1050	1185	950	1042	-0.3%	3 months

[Back](#)

Pankaj Pandey

Head – Research

pankaj.pandey@icicisecurities.com

ICICI Direct Research Desk,
ICICI Securities Limited,
Third Floor, Brillanto House,
Road No 13, MIDC,
Andheri (East)
Mumbai – 400 093
research@icicidirect.com



Source: Bloomberg, ICICI Direct Research

July 11, 2024

ICICI Securities Ltd. | Retail Equity Research

Disclaimer

I/We, , Jay Thakkar MBA (Finance), CMT, Raj Deepak Singh BE, MBA (Finance), Dipesh Dedhia BCOM, MBA (Finance), Siddhesh Jain, BFM, MBA (Finance) Research Analysts, authors and the names subscribed to this report, hereby certify that all of the views expressed in this research report accurately reflect our views about the subject issuer(s) or securities. We also certify that no part of our compensation was, is, or will be directly or indirectly related to the specific recommendation(s) or view(s) in this report. It is also confirmed that above mentioned Analysts of this report have not received any compensation from the companies mentioned in the report in the preceding twelve months and do not serve as an officer, director or employee of the companies mentioned in the report.

Terms & conditions and other disclosures:

ICICI Securities Limited (ICICI Securities) is a full-service, integrated investment banking and is, inter alia, engaged in the business of stock broking and distribution of financial products. ICICI Securities is Sebi registered stock broker, merchant banker, investment adviser, portfolio manager and Research Analyst. ICICI Securities is registered with Insurance Regulatory Development Authority of India Limited (IRDAI) as a composite corporate agent and with PFRDA as a Point of Presence. ICICI Securities Limited Research Analyst SEBI Registration Number – INH000000990. ICICI Securities Limited SEBI Registration is INZ000183631 for stock broker. Registered Office Address: ICICI Venture House, Appasaheb Marathe Marg, Prabhadevi, Mumbai - 400 025. CIN: L67120MH1995PLC086241, Tel: (91 22) 6807 7100. ICICI Securities is a subsidiary of ICICI Bank which is India's largest private sector bank and has its various subsidiaries engaged in businesses of housing finance, asset management, life insurance, general insurance, venture capital fund management, etc. ("associates"), the details in respect of which are available on www.icicibank.com.

Investments in securities market are subject to market risks. Read all the related documents carefully before investing.

Registration granted by Sebi and certification from NISM in no way guarantee performance of the intermediary or provide any assurance of returns to investors. None of the research recommendations promise or guarantee any assured, minimum or risk-free return to the investors.

Name of the Compliance officer (Research Analyst): Mr. Atul Agrawal
Contact number: 022-40701000 E-mail Address: complianceofficer@icicisecurities.com

For any queries or grievances: Mr. Prabodh Avadhoot Email address: heads-servicequality@icicidirect.com Contact Number: 18601231122

ICICI Securities is one of the leading merchant bankers/ underwriters of securities and participate in virtually all securities trading markets in India. We and our associates might have investment banking and other business relationship with a significant percentage of companies covered by our Investment Research Department. ICICI Securities and its analysts, persons reporting to analysts and their relatives are generally prohibited from maintaining a financial interest in the securities or derivatives of any companies that the analysts cover.

Recommendation in reports based on technical and derivative analysis centre on studying charts of a stock's price movement, outstanding positions, trading volume etc as opposed to focusing on a company's fundamentals and, as such, may not match with the recommendation in fundamental reports. Investors may visit icicidirect.com to view the Fundamental and Technical Research Reports.

Our proprietary trading and investment businesses may make investment decisions that are inconsistent with the recommendations expressed herein.

The information and opinions in this report have been prepared by ICICI Securities and are subject to change without any notice. The report and information contained herein is strictly confidential and meant solely for the selected recipient and may not be altered in any way, transmitted to, copied or distributed, in part or in whole, to any other person or to the media or reproduced in any form, without prior written consent of ICICI Securities. While we would endeavour to update the information herein on a reasonable basis, ICICI Securities is under no obligation to update or keep the information current. Also, there may be regulatory, compliance or other reasons that may prevent ICICI Securities from doing so. Non-rated securities indicate that rating on a particular security has been suspended temporarily and such suspension is in compliance with applicable regulations and/or ICICI Securities policies, in circumstances where ICICI Securities might be acting in an advisory capacity to this company, or in certain other circumstances.

This report is based on information obtained from public sources and sources believed to be reliable, but no independent verification has been made nor is its accuracy or completeness guaranteed. This report and information herein is solely for informational purpose and shall not be used or considered as an offer document or solicitation of offer to buy or sell or subscribe for securities or other financial instruments. Though disseminated to all the customers simultaneously, not all customers may receive this report at the same time. ICICI Securities will not treat recipients as customers by virtue of their receiving this report. Nothing in this report constitutes investment, legal, accounting and tax advice or a representation that any investment or strategy is suitable or appropriate to your specific circumstances. The securities discussed and opinions expressed in this report may not be suitable for all investors, who must make their own investment decisions, based on their own investment objectives, financial positions and needs of specific recipient. This may not be taken in substitution for the exercise of independent judgment by any recipient. The recipient should independently evaluate the investment risks. The value and return on investment may vary because of changes in interest rates, foreign exchange rates or any other reason. ICICI Securities accepts no liabilities whatsoever for any loss or damage of any kind arising out of the use of this report. Past performance is not necessarily a guide to future performance. Investors are advised to see Risk Disclosure Document to understand the risks associated before investing in the securities markets. Actual results may differ materially from those set forth in projections. Forward-looking statements are not predictions and may be subject to change without notice.

ICICI Securities or its associates might have managed or co-managed public offering of securities for the subject company or might have been mandated by the subject company for any other assignment in the past twelve months.

ICICI Securities or its associates might have received any compensation from the companies mentioned in the report during the period preceding twelve months from the date of this report for services in respect of managing or co-managing public offerings, corporate finance, investment banking or merchant banking, brokerage services or other advisory service in a merger or specific transaction.

ICICI Securities or its associates might have received any compensation for products or services other than investment banking or merchant banking or brokerage services from the companies mentioned in the report in the past twelve months.

ICICI Securities encourages independence in research report preparation and strives to minimize conflict in preparation of research report. ICICI Securities or its associates or its analysts did not receive any compensation or other benefits from the companies mentioned in the report or third party in connection with preparation of the research report. Accordingly, neither ICICI Securities nor Research Analysts and their relatives have any material conflict of interest at the time of publication of this report.

Compensation of our Research Analysts is not based on any specific merchant banking, investment banking or brokerage service transactions.

ICICI Securities or its subsidiaries collectively or Research Analysts or their relatives do not own 1% or more of the equity securities of the Company mentioned in the report as of the last day of the month preceding the publication of the research report.

Since associates of ICICI Securities and ICICI Securities as an entity are engaged in various financial service businesses, they might have financial interests or actual/ beneficial ownership of one percent or more or other material conflict of interest in various companies including the subject company/companies mentioned in this report.

ICICI Securities may have issued other reports that are inconsistent with and reach different conclusion from the information presented in this report.

Neither the Research Analysts nor ICICI Securities have been engaged in market making activity for the companies mentioned in the report.

We submit that no material disciplinary action has been taken on ICICI Securities by any Regulatory Authority impacting Equity Research Analysis activities.

This report is not directed or intended for distribution to, or use by, any person or entity who is a citizen or resident of or located in any locality, state, country or other jurisdiction, where such distribution, publication, availability or use would be contrary to law, regulation or which would subject ICICI Securities and affiliates to any registration or licensing requirement within such jurisdiction. The securities described herein may or may not be eligible for sale in all jurisdictions or to certain category of investors. Persons in whose possession this document may come are required to inform themselves of and to observe such restriction.