

June 13, 2024

Intraday...

Action	Scrip	Target 1	Target 2	Stoploss	Time frame
Buy SBILIF June Fut at 1456.95-1460.95	Sbi Life Insurance Company Limited	1483.0	1519.0	1435	Intraday
Sell SYNINT June Fut at 695.85-698.85	Syngene International Limited	688.4	674.9	706	Intraday

[Daily view](#)

Weekly...

Scrip	Target	Stoploss	Time frame	Status	
Buy LTINFO June Fut at 4900.0-4920.0	LTI Mindtree	5200.0	4749.9	Weekly	open
Buy PIIND June Fut at 3640.0-3650.0	PI Industries	3480.0	3751.0	Weekly	Profit Booked

[Weekly view](#)

Other Product offerings

Derivatives Strategy

Underlying	Action
LTI Mindtree	Buy

Duration : 1-2 months

Click here to see [open calls](#)

Quant (Derivatives) Pick

Underlying	Action
Tech Mahindra	Buy

Duration : 1-3 months

Click here to see [open calls](#)



For Instant stock ideas:
[SUBSCRIBE](#) to mobile
 notification on ICICIdirect
 Mobile app...

Research Analysts

Jay Thakkar
 jay.thakkar@icicisecurities.com

Dipesh Dedhia
 dipesh.dedhia@icicisecurities.com

Raj Deepak Singh
 rajdeepak.singh@icicisecurities.com

Siddhesh Jain
 siddhesh.jain@icicisecurities.com

Nifty

	Close	Pvs Close	% Change
Spot	23322.95	23264.85	0.25%
Future	23355.10	23309.80	0.19%
Basis	32	45	-
OI (Lakhs)	145.65	139.25	4.60%
PCR	1.02	1.02	-

Bank Nifty

	Close	Pvs Close	% Change
Spot	49895.10	49705.75	0.38%
Future	49914.95	49768.75	0.29%
Basis	20	63	-
OI (Lakhs)	27.11	28.10	-3.52%

Pivot Level

	Nifty Future	Bank Nifty Future
S2	23208	49406
S1	23265	49651
Pivot	23354	49942
R1	23411	50187
R2	23500	50478

- ❖ For today's weekly expiry, Nifty is expected to trade with positive bias and likely to move towards 23500 levels. On the downside, 23200-23250 is expected to act as immediate support.

- ❖ Sell Nifty 22850 Put option (June 20 expiry) in the range of | 41-44 Target: | 18 Stop loss: | 56

- ❖ The Bank Nifty is expected to trade with positive bias and likely to cross the hurdle level of 50200. Among banking space, we expect PSU Banks like State Bank of India and Bank of Baroda are likely to take charge.

- ❖ Buy Bank Nifty future in the range of 50050-50100 Target: 50350-50450 Stop loss: 48850

- ❖ FII's bought ₹427 crore while DII's also bought ₹234 crore in the cash segment. FII's have bought index futures worth ₹2996 crore while in index options they sold ₹28563 crore. In stock futures segment, they bought ₹ 108 crore.

- ❖ Stocks in Ban: Balrampur chini, GMR Infra, Hindustan Copper, India Cement, Sail.

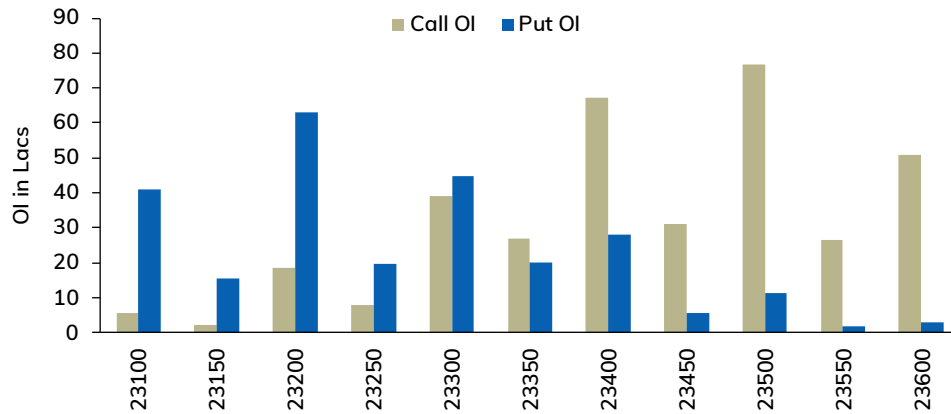
Note: Index calls may be changed, if view differs during market hours and positional recommendations given in Derivatives Strategy should not be linked to intraday index/stock calls.

Source: NSE, Seeditf, Bloomberg ICICI Direct Research

June 13, 2024

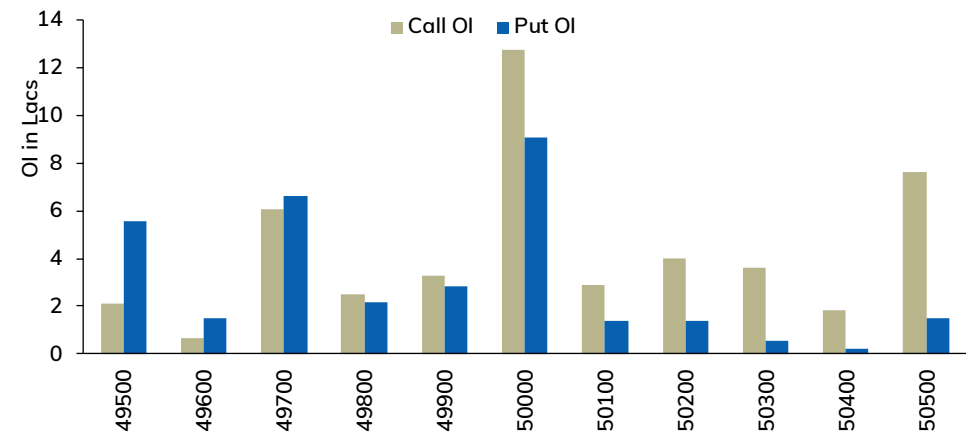
Nifty 23500 Put strike holds substantial OI...

Nifty Weekly Option OI Distribution



- ❖ In Nifty, 23500 Call strike holds noteworthy OI of ~77 lakhs shares.
- ❖ On the Put side, 23200 strike holds substantial OI of ~ 63 lakhs shares.

Bank Nifty Weekly Option OI Distribution



- ❖ In Bank Nifty, 50000 Call strike hold nominal OI of ~12 lakhs shares .
- ❖ While on the Put side, 49500 strike holds sizeable OI of ~9 lakh shares

Long Buildup

Name	Price (%)	OI(%)
SUNTV	3.30%	18.28%
OFSS	3.82%	7.84%
TATAMOTORS	0.19%	6.21%
LICHSGFIN	5.20%	6.08%
IEX	2.98%	5.92%

Short Buildup

Name	Price (%)	OI(%)
PIDILITIND	-2.74%	11.85%
INDIGO	-1.40%	9.76%
UNITDSPR	-2.05%	7.52%
MARICO	-2.94%	6.31%
APOLLOTYRE	-1.01%	5.91%

Long Unwinding

Name	Price (%)	OI(%)
GMRINFRA	-1.10%	-7.30%
ESCORTS	-0.16%	-6.00%
LALPATHLAB	-1.96%	-4.99%
GUJGASLTD	-0.41%	-2.67%
AXISBANK	-0.40%	-1.30%

Short Covering

Name	Price (%)	OI(%)
CONCOR	3.64%	-11.73%
BALRAMCHIN	2.44%	-10.71%
CUMMINSIND	2.72%	-4.95%
HINDCOPPER	1.85%	-4.62%
INDIACEM	1.99%	-4.39%

Source: NSE, Seediff, Bloomberg ICICI Direct Research

Intraday recommendation with historical price performance...



i) Sbi Life Insurance Company Limited (CMP: 1458.95)

Buy SBILIF June Fut at | 1456.95-1460.95

Target 1: 1483 Target 2: 1519

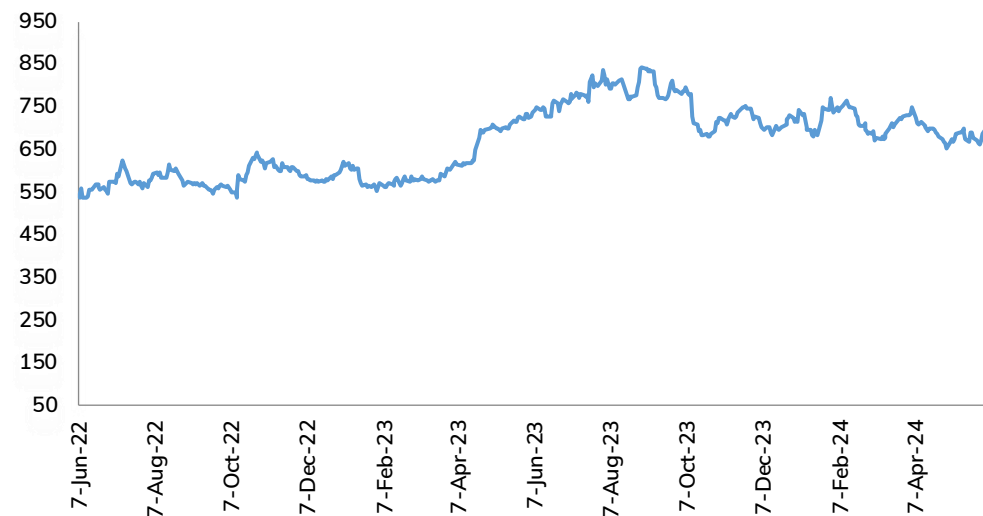
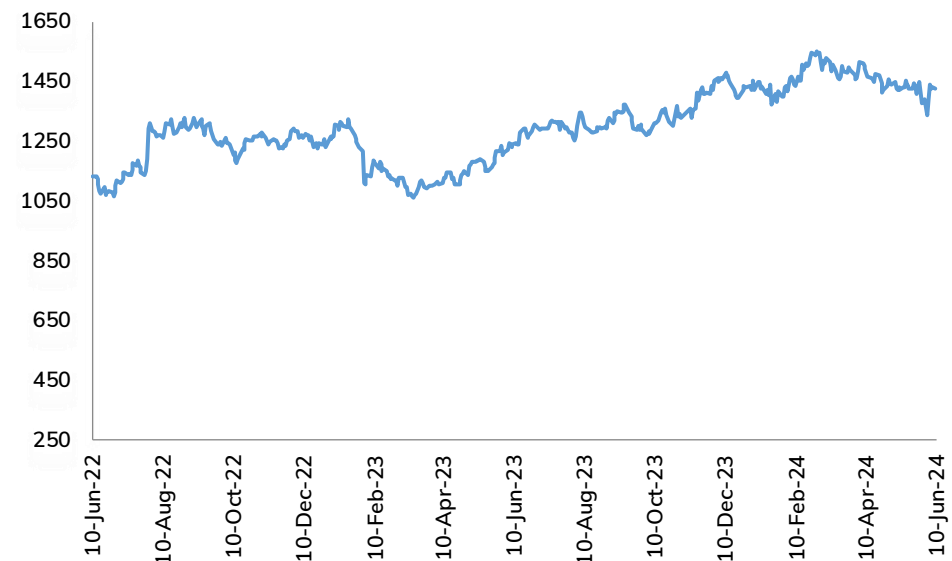
Stop Loss: 1435

ii) Syngene International Limited (CMP: 697.35)

Sell SYNINT June Fut at | 695.85-698.85

Target 1: 688.4 Target 2: 674.9

Stop Loss: 706.4



Strategy Follow-up

Date	Stock	View	Strategy	Reco	Target	SL	P&L	Comment
12-Jun-24	MARUTI	Buy	Long Fut	12907.4	13357.4	12727.4	-100	Exit at Cost
12-Jun-24	PIIND	Sell	Short Fut	3619.4	3583.4	3655.4	-4900	Exit in Loss

Source: NSE, Seediff, Bloomberg ICICI Direct Research

June 13, 2024

ICICI Securities Ltd. | Retail Equity Research

Weekly Recommendation

Weekly future recommendations:

1) Buy LTINFO (LTIMINDTREE LIMITED) JUN in the range of 4900-4920 Target 5200 and StopLoss 4749.9.

Rationale

Technology stocks have shown significant resilience in the recent market volatility and exhibited strong rebound with the markets. In the space, LTIM is likely to perform well as it has moved above its major hurdle and also witnessed closure among the Call writer's positions last week. We expect stock to find further momentum on the back of short covering seen. We believe stock to head towards ₹5200 levels in coming weeks.

2) Sell PIIND (P I INDUSTRIES LTD) JUN in the range of 3640-3650 Target 3480 and StopLoss 3751..

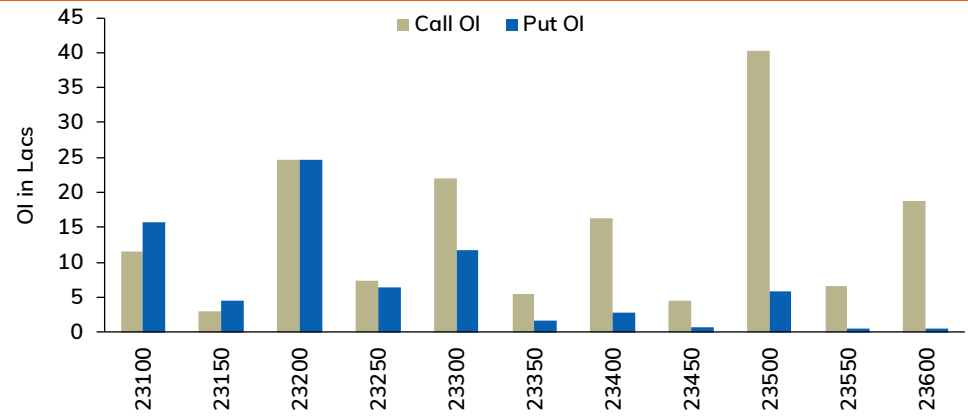
Rationale

In the last three days of up move in the broader market, chemical stocks have largely remained laggards. The stock has been underperforming over the past few months. Also, despite market recovery, stock failed to pass through its supply zone of ₹3700-3750 and reverted along with gradual increase in OI suggesting addition of shorts. Along with that, it has seen noteworthy Call writing at 3700 strike, which indicates limited upsides. Hence, we expect the stock to continue its underperformance. Any rise in the stock should be used to create fresh short positions for target of ₹ 3480.

Nifty: Positive bias to continue above 23000...

- The outcome of the General Elections induced significant volatility in the Nifty as well as in the broader markets. The Nifty gained above 3%, rebounding from a panic low of 21281 levels due to election outcome uncertainty and closed around 23,000 levels, largely driven by recovery in consumption and technology stocks. Going ahead, we believe that positive bias should remain intact till Nifty is holding above 22800 levels.
- Nifty futures open interest has declined considerably last week to nearly 1.4 crore shares as concerned related to new government eased. Short covering coupled with significant delivery buying helped Nifty to close at life high levels on Friday. Despite the covering, the net shorts are still quite high near 2 lakh contracts which may propel further up move in Nifty.
- On the options front, significant writing is visible at among ATM and OTM put strikes, with the highest Put open interest is placed at 23000 strike, On the other hand highest Call OI is placed at deep OTM 24000 strike. Hence, positive bias is likely to remain till we don't see any major closure among Put open interest.
- The volatility index declined sharply post-election verdict, moving below 17% within two sessions from the highs of 32% seen on Tuesday. We believe volatility may remain subdued as key events are now over. However, considering upcoming union budget we may not see major decline and India VIX is unlikely to go below 14% in short term.

Nifty options OI build-up

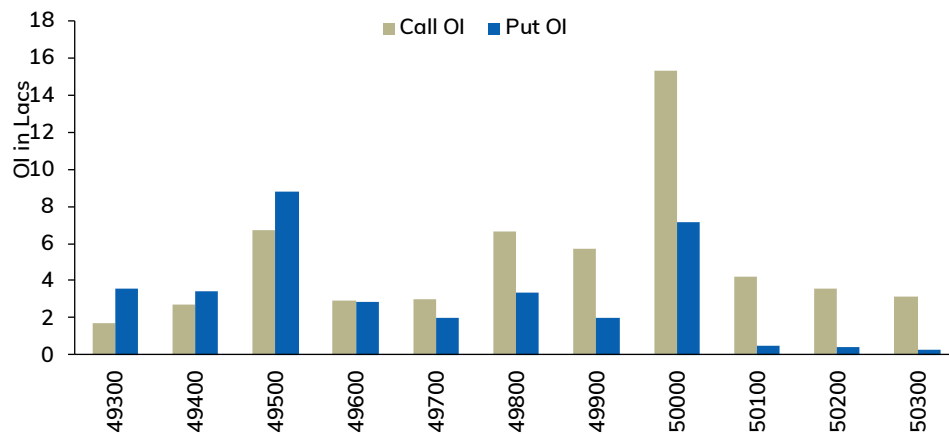


Source: Bloomberg, ICICI Direct Research
June 13, 2024

Short Covering expected above 50000...

- Volatility remained extremely high last week, where Bank Nifty made fresh life highs on Monday but underperformed in the later part of the week gaining just over 1.5% against more than 3% gains in Nifty. Underperformance of key sectoral heavyweights was the major reason behind Bank Nifty closing the week below 50000 mark. Considering significant delivery buying at lower levels, we believe that Bank Nifty should move towards 51500 levels in the coming sessions.
- HDFC Bank, Axis Bank, and Kotak Mahindra Bank are near to their call bases. If the current momentum continues and these private banks sustain above current prices, there is a high chance of short covering among call writers, which should help the Bank Nifty to cross the hurdle level of 50000.
- After the election outcome, the VIX cooled off sharply, and writers are gaining confidence, with writing observed near the 48500 and 49000 put strikes. For the next week, these levels should act as important support while the current momentum may accelerate above the highest call base of 50000.
- Financial Nifty managed to give its life high closing gaining more than 2% last week. Considering weekly settlement on Tuesday, we believe that sustainability above 22200 may induce a round of short covering and Financial Nifty may move towards 22500 levels while downside support is likely to be seen near 21800 levels.

Bank Nifty weekly options OI build-up



FII's net shorts in index futures at elevated levels.....

- Globally risk largely consolidated last week but witnessed sharp move on Friday as Dollar index and bond yields moved northwards once again. Across the board commodities saw significant selling pressure along with the precious metals. Base metals like Aluminium and Copper came under heavy pressure and likely to remain subdued in the coming sessions. However, equities have relatively outperformed last week
- The FIIs have remained net sellers for another week in Indian equities and despite some buying post event, they have turned out to be net sellers of nearly 13k crore last week. The ongoing sell-off in Indian equities for last 6 months has seen outflows of nearly 1lac crores from the secondary markets so far. However, domestic institutions continue to support the markets and they bought another 5500 crore last week.
- In the F&O space, noteworthy covering was seen post election outcome and in the last couple of sessions the net shorts from FIIs in Index futures has declined to nearly 1.9 lac contracts from over 3 lac contracts seen last week. However they remained significantly net long in stock futures where they are net long with over 6 lac contracts.
- Crude oil prices lost more than 2% last week amid OPEC+ decision to phase out the voluntary production after September 2024 and strong rebound in the dollar. For this week, we expect NYMEX crude oil prices to face stiff resistance near \$78 and move back towards \$73 amid higher supplies and outlook for higher for longer interest rates by the US Federal Reserve amidst sticky inflation numbers. Further, decline in China crude oil import would also weigh on the oil prices.

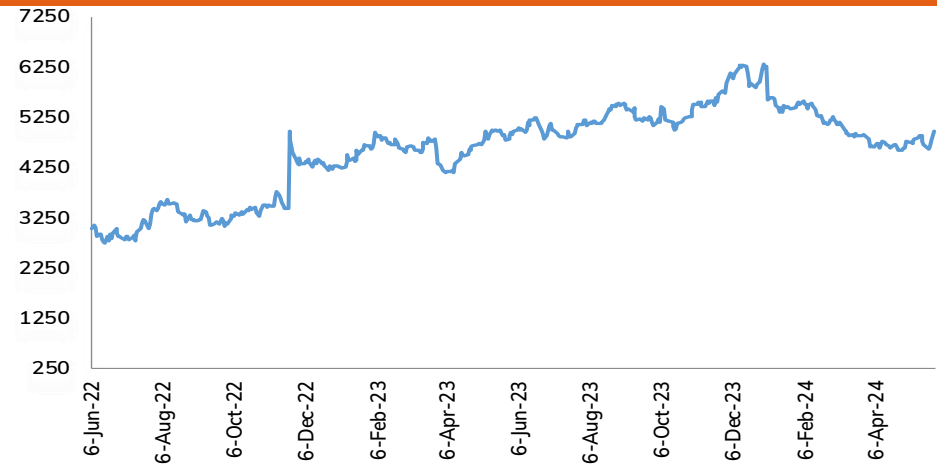
FII/DII buying in equities (in ₹ crore)

Date	FII			DII	
	Index Fut	Stock Fut	Index Opt	Cash	Cash
03-Jun-24	7806	5968	-5354	6521	1914
04-Jun-24	-9843	225	11325	-12259	-3319
05-Jun-24	2511	1891	43981	-4816	4555
06-Jun-24	1566	-4546	-8342	-6770	3718
07-Jun-24	5663	4508	3280	4391	-1290

Source: Bloomberg, ICICI Direct Research

Recommended Stocks: Historical price performance...

LTI Mindtree



PI Industries



Source: NSE, Seediff, Bloomberg ICICI Direct Research
 June 13, 2024

Forthcoming Events...

Date & Time (IST)	Country	Data & Events
Monday, June 10, 2024		
2:00 PM	Europe	Sentix Investor Confidence
Tuesday, June 11, 2024		
11:30 AM	UK	Claimant Count Change
11:30 AM	UK	Average Earnings Index 3m/y
Wednesday, June 12, 2024		
7:00 AM	China	CPI y/y
7:00 AM	China	PPI y/y
11:30 AM	UK	GDP m/m
5:30 PM	India	CPI y/y
6:00 PM	US	CPI y/y
8:00 PM	US	Crude Oil Inventories
11:30 PM	US	Federal Funds Rate
11:30 PM	US	FOMC Economic Projections
Thursday, June 13, 2024		
2:30 PM	Europe	Industrial Production m/m
6:00 PM	US	PPI m/m
6:00 PM	US	Unemployment Claims
9:30 PM	US	Treasury Sec Yellen Speaks
Friday, June 14, 2024		
Tentative	Japan	BOJ Policy
7:30 PM	US	Prelim UoM Consumer Sentiment
7:30 PM	US	Prelim UoM Inflation Expectations

Derivatives Strategies: Open recommendations

Date	Scrp	Action	Recommendation
7-Jun-24	LTIM	Buy	Positional Future :Buy LTINFO (LTIMINDTREE LIMITED) JUN in the range of 4900-4920 Target 5200 and StopLoss 4749.9
10-Jun-24	Pidilite Industries	Buy	Positional Future :Buy PIDIND (PIDILITE INDUSTRIES LTD) JUN in the range of 3160-3175 Target 3380 and StopLoss 3049.9.
11-Jun-24	AB Capital	Buy	Long/Short Strategy: Buy AB Capital 240 Call at 7.0-7.2 and Sell 260 Call at 2.0-2.2, Stoploss 1, Target 20, Till June Expiry.
11-Jun-24	GMR Infra	Buy	Long/Short Strategy: Buy GMR INFRA 92 Call 3.5-3.8, Sell 100 Call 1.3-1.5, Stoploss 0.4, Target 8, Till June Expiry

[Back](#)

Source: Bloomberg, ICICI Direct Research

June 13, 2024

Quant Picks: Open recommendations...

Date	Scrip	Action	Price	Target	Stop Loss	Last close	Return (%)	Time
22 Mar 24	Indusind Bank	Buy	1470-1490	1700	1350	1483	-0.5%	3 months
21 May 24	Tech Mahindra	Buy	1300-1325	1470	1210	1371	3.5%	3 months
6 Jun 24	Bata India	Buy	1410-1430	1625	1300	1460	2.1%	3 months
10 Jun 24	Crompton	Buy	400-410	470	355	422	3.7%	3 months
11 Jun 24	PVR	Buy	1360-1375	1550	1270	1396	1.5%	3 months

[Back](#)

Pankaj Pandey

Head – Research

pankaj.pandey@icicisecurities.com

ICICI Direct Research Desk,
ICICI Securities Limited,
Third Floor, Brillanto House,
Road No 13, MIDC,
Andheri (East)
Mumbai – 400 093
research@icicidirect.com



Source: Bloomberg, ICICI Direct Research

June 13, 2024

ICICI Securities Ltd. | Retail Equity Research

13

Disclaimer

I/We, , Jay Thakkar MBA (Finance), CMT, Raj Deepak Singh BE, MBA (Finance), Dipesh Dedhia BCOM, MBA (Finance), Siddhesh Jain, BFM, MBA (Finance) Research Analysts, authors and the names subscribed to this report, hereby certify that all of the views expressed in this research report accurately reflect our views about the subject issuer(s) or securities. We also certify that no part of our compensation was, is, or will be directly or indirectly related to the specific recommendation(s) or view(s) in this report. It is also confirmed that above mentioned Analysts of this report have not received any compensation from the companies mentioned in the report in the preceding twelve months and do not serve as an officer, director or employee of the companies mentioned in the report.

Terms & conditions and other disclosures:

ICICI Securities Limited (ICICI Securities) is a full-service, integrated investment banking and is, inter alia, engaged in the business of stock broking and distribution of financial products. ICICI Securities is Sebi registered stock broker, merchant banker, investment adviser, portfolio manager and Research Analyst. ICICI Securities is registered with Insurance Regulatory Development Authority of India Limited (IRDAI) as a composite corporate agent and with PFRDA as a Point of Presence. ICICI Securities Limited Research Analyst SEBI Registration Number – INH000000990. ICICI Securities Limited SEBI Registration is INZ000183631 for stock broker. Registered Office Address: ICICI Venture House, Appasaheb Marathe Marg, Prabhadevi, Mumbai - 400 025. CIN: L67120MH1995PLC086241, Tel: (91 22) 6807 7100. ICICI Securities is a subsidiary of ICICI Bank which is India's largest private sector bank and has its various subsidiaries engaged in businesses of housing finance, asset management, life insurance, general insurance, venture capital fund management, etc. ("associates"), the details in respect of which are available on www.icicibank.com.

Investments in securities market are subject to market risks. Read all the related documents carefully before investing.

Registration granted by Sebi and certification from NISM in no way guarantee performance of the intermediary or provide any assurance of returns to investors. None of the research recommendations promise or guarantee any assured, minimum or risk-free return to the investors.

Name of the Compliance officer (Research Analyst): Mr. Atul Agrawal
Contact number: 022-40701000 E-mail Address: complianceofficer@icicisecurities.com

For any queries or grievances: Mr. Prabodh Avadhoot Email address: headsservicequality@icicidirect.com Contact Number: 18601231122

ICICI Securities is one of the leading merchant bankers/ underwriters of securities and participate in virtually all securities trading markets in India. We and our associates might have investment banking and other business relationship with a significant percentage of companies covered by our Investment Research Department. ICICI Securities and its analysts, persons reporting to analysts and their relatives are generally prohibited from maintaining a financial interest in the securities or derivatives of any companies that the analysts cover.

Recommendation in reports based on technical and derivative analysis centre on studying charts of a stock's price movement, outstanding positions, trading volume etc as opposed to focusing on a company's fundamentals and, as such, may not match with the recommendation in fundamental reports. Investors may visit icicidirect.com to view the Fundamental and Technical Research Reports.

Our proprietary trading and investment businesses may make investment decisions that are inconsistent with the recommendations expressed herein.

The information and opinions in this report have been prepared by ICICI Securities and are subject to change without any notice. The report and information contained herein is strictly confidential and meant solely for the selected recipient and may not be altered in any way, transmitted to, copied or distributed, in part or in whole, to any other person or to the media or reproduced in any form, without prior written consent of ICICI Securities. While we would endeavour to update the information herein on a reasonable basis, ICICI Securities is under no obligation to update or keep the information current. Also, there may be regulatory, compliance or other reasons that may prevent ICICI Securities from doing so. Non-rated securities indicate that rating on a particular security has been suspended temporarily and such suspension is in compliance with applicable regulations and/or ICICI Securities policies, in circumstances where ICICI Securities might be acting in an advisory capacity to this company, or in certain other circumstances.

This report is based on information obtained from public sources and sources believed to be reliable, but no independent verification has been made nor is its accuracy or completeness guaranteed. This report and information herein is solely for informational purpose and shall not be used or considered as an offer document or solicitation of offer to buy or sell or subscribe for securities or other financial instruments. Though disseminated to all the customers simultaneously, not all customers may receive this report at the same time. ICICI Securities will not treat recipients as customers by virtue of their receiving this report. Nothing in this report constitutes investment, legal, accounting and tax advice or a representation that any investment or strategy is suitable or appropriate to your specific circumstances. The securities discussed and opinions expressed in this report may not be suitable for all investors, who must make their own investment decisions, based on their own investment objectives, financial positions and needs of specific recipient. This may not be taken in substitution for the exercise of independent judgment by any recipient. The recipient should independently evaluate the investment risks. The value and return on investment may vary because of changes in interest rates, foreign exchange rates or any other reason. ICICI Securities accepts no liabilities whatsoever for any loss or damage of any kind arising out of the use of this report. Past performance is not necessarily a guide to future performance. Investors are advised to see Risk Disclosure Document to understand the risks associated before investing in the securities markets. Actual results may differ materially from those set forth in projections. Forward-looking statements are not predictions and may be subject to change without notice.

ICICI Securities or its associates might have managed or co-managed public offering of securities for the subject company or might have been mandated by the subject company for any other assignment in the past twelve months.

ICICI Securities or its associates might have received any compensation from the companies mentioned in the report during the period preceding twelve months from the date of this report for services in respect of managing or co-managing public offerings, corporate finance, investment banking or merchant banking, brokerage services or other advisory service in a merger or specific transaction.

ICICI Securities or its associates might have received any compensation for products or services other than investment banking or merchant banking or brokerage services from the companies mentioned in the report in the past twelve months.

ICICI Securities encourages independence in research report preparation and strives to minimize conflict in preparation of research report. ICICI Securities or its associates or its analysts did not receive any compensation or other benefits from the companies mentioned in the report or third party in connection with preparation of the research report. Accordingly, neither ICICI Securities nor Research Analysts and their relatives have any material conflict of interest at the time of publication of this report.

Compensation of our Research Analysts is not based on any specific merchant banking, investment banking or brokerage service transactions.

ICICI Securities or its subsidiaries collectively or Research Analysts or their relatives do not own 1% or more of the equity securities of the Company mentioned in the report as of the last day of the month preceding the publication of the research report.

Since associates of ICICI Securities and ICICI Securities as an entity are engaged in various financial service businesses, they might have financial interests or actual/ beneficial ownership of one percent or more or other material conflict of interest in various companies including the subject company/companies mentioned in this report.

ICICI Securities may have issued other reports that are inconsistent with and reach different conclusion from the information presented in this report.

Neither the Research Analysts nor ICICI Securities have been engaged in market making activity for the companies mentioned in the report.

We submit that no material disciplinary action has been taken on ICICI Securities by any Regulatory Authority impacting Equity Research Analysis activities.

This report is not directed or intended for distribution to, or use by, any person or entity who is a citizen or resident of or located in any locality, state, country or other jurisdiction, where such distribution, publication, availability or use would be contrary to law, regulation or which would subject ICICI Securities and affiliates to any registration or licensing requirement within such jurisdiction. The securities described herein may or may not be eligible for sale in all jurisdictions or to certain category of investors. Persons in whose possession this document may come are required to inform themselves of and to observe such restriction.