

April 22, 2024

Intraday...

Action	Scrip	Target 1	Target 2	Stoploss	Time frame
Buy SYNINT Apr Fut at 705.5-708.5	Syngene International Limited	716.0	729.5	698	Intraday
Sell BATIND Apr Fut at 1314.15-1318.35	Bata India Limited	1292.3	1256.3	1340	Intraday

[Daily view](#)

Weekly...

Scrip	Target	Stoploss	Time frame	Status	
Buy NAVFLU APR Fut at 3282.0-3292.0	Navin Fluorine	3560.0	3123.9	Weekly	Carried Forward

[Weekly view](#)

Other Product offerings

Derivatives Strategy

Underlying	Action
Navin Fluorine	Buy

Duration : 1-2 months

Click here to see [open calls](#)

Quant (Derivatives) Pick

Underlying	Action
Nestle	Buy

Duration : 1-3 months

Click here to see [open calls](#)



For Instant stock ideas:
[SUBSCRIBE](#) to mobile
 notification on ICICIdirect
 Mobile app...

Research Analysts

Jay Thakkar
 jay.thakkar@icicisecurities.com

Dipesh Dedhia
 dipesh.dedhia@icicisecurities.com

Raj Deepak Singh
 rajdeepak.singh@icicisecurities.com

Siddhesh Jain
 siddhesh.jain@icicisecurities.com

Weekly future recommendations:

Buy NAVFLU (NAVIN FLUORINE INTERNATIONAL L) APR in the range of 3282-3292 Target 3560 and StopLoss 3123.9. (Carried Forward).

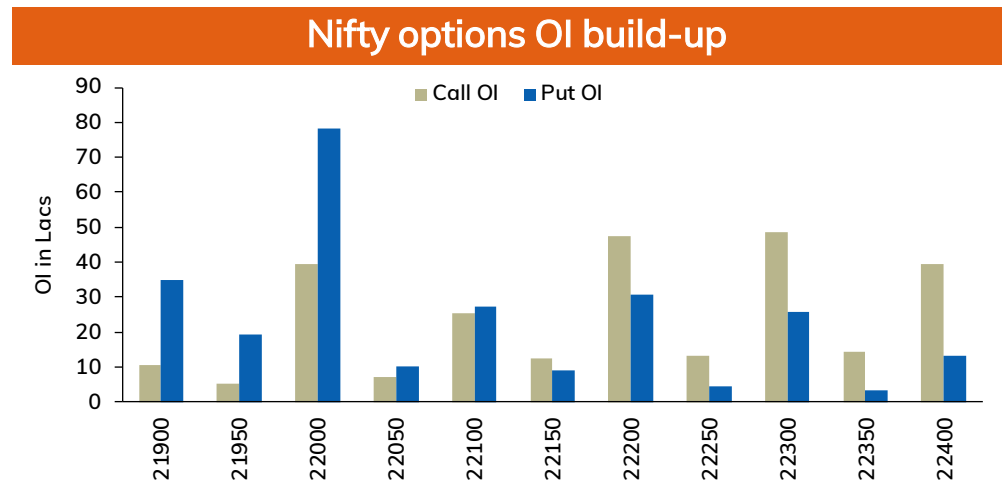
Rationale

In the chemical sector, we expect a short covering rally in the current series. Stock like Navin Fluorine is currently consolidating close to the support levels of ₹3200. The stock has experienced significant short build-up since the December series. Considering the current setup, we feel these short positions may be covered, potentially leading to a rally towards the ₹3550 on the back of covering. Additionally, on the options front, there has been notable closure among call writer's positions, indicating potential upside for the stock.

Recommendation follow up							
Underlying	View	Strategy	Reco	Target	Stoploss	Profit/Loss	Comment
Alkem	Bullish	Buy Futures	4790	4550	4790	19000	Profit Booked

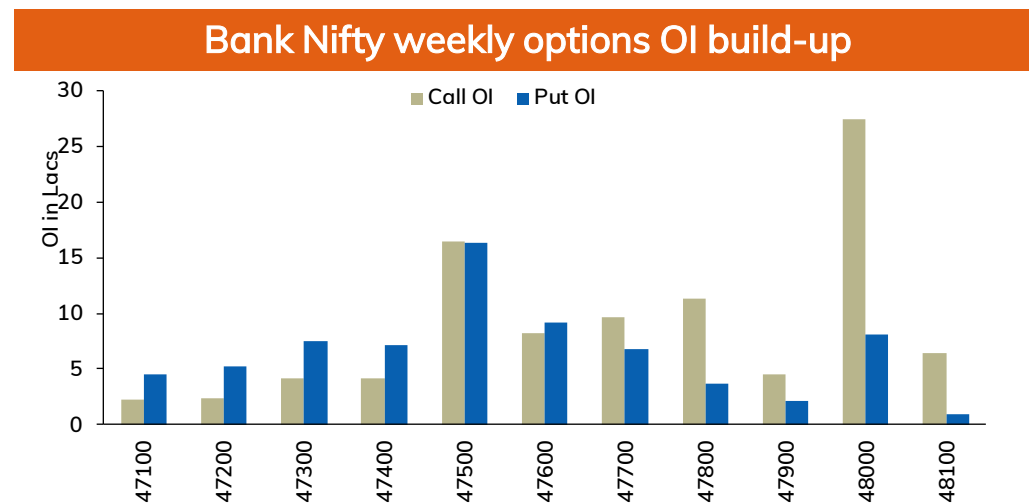
Nifty likely to head towards the series VWAP level of 21500...

- Global uncertainties kept the markets under pressure for most part of the week and Nifty tested its lowest levels seen in a month. Despite some recovery on Friday, Nifty lost more than 1.5% last week and closed below 22200 levels. Continued FIIs selling put pressure on broader markets as well and both midcap and small cap indices closed the week in red. Going ahead, we believe that Nifty may attempt to move towards its VWAP of 22500 in the settlement week with immediate support placed near 21900 levels.
- Due to significant recovery seen on Friday, aggressive Put writing was observed at 22000 strike which holds the highest OI base for the monthly settlement. Hence, we expect Nifty to hold itself above these levels and may move higher towards its VWAP levels. We believe that fresh weakness below 22000 may be avoided for longs.
- In the futures segment, indices saw significant short buildup last week from FIIs and the net longs of nearly 33k in index future has turned to net shorts of more than 1 lac contracts due to negative global cues. Thus, a round of short covering cannot be ruled out ahead of monthly settlement, if Nifty holds itself above 22000 levels.
- The volatility index has moved sharply higher last week and gained almost 16% last week. While we believe that volatility should cool-off considering ease in geo political tensions. However, results from heavyweights and rollover activities during the monthly settlement week are likely to keep volatility higher.



Short covering expected above 48200 levels ...

- Banking index has lost sharply last week and despite a swift recovery of 2% on Friday, it lost nearly 2% on a weekly basis. Renewed selling from FII among index heavyweights throughout the week has kept banking stocks under pressure and apart from HDFC Bank, almost every other stock closed the week in red. While, Bank Nifty would be reacting to the HDFC Bank's results, but it is likely to close the series below the VWAP levels of 48200. Only a move above it may trigger fresh buying in the Bank Nifty.
- From the options space, despite the huge move seen last week, Bank Nifty is witnessing writing in both Call and Put strikes for the coming week with highest Put base is placed at 47000 and Call base at 48000 strike. Thus only a move above VWAP of 48200 may trigger some covering in banking index.
- Bank Nifty futures open interest has increased sharply last week as fresh short build up was seen in both index as well stocks. Thus, a short covering move can not be ruled out during the week, if it starts moving beyond 48200 levels. On the contrary, fresh weakness may be on the cards if it fails to hold 47000 levels.
- Financial Nifty has also closed the week negative but relative outperformed the banking index. It is likely to remain positive till it is holding itself above 21000 levels. On higher side, 21500 is likely target for the Fin Nifty in the coming week.



Volatility likely to remain high across the asset classes ...



- Escalating geo political tensions have triggered sharp volatility across the asset classes. Moreover, strong economic data points from US has reduced the rate cut probabilities even in the June meeting. US headline indices declined sharply last week where Nasdaq moved to its three month lows. Even the mid and small cap indices continue to remain weak and turned flat for the year. On the other hand, metals saw sharp up move despite strength in Dollar index and rising bond yields. Even Gold continue to gain due to geo political tensions.
- The FIIs have turned significantly negative last week due to geo political concerns and they sold more than 10k crores last week. Overall during the month also, FIIs have turned negative as they sold nearly 13,500 crores in secondary markets. On the other hand, domestic institutions tried to provide cushion and bought nearly 9000 crores from the markets last week.
- In the F&O space, FIIs' have suddenly changed their stance and they shorted significantly in index futures as well as stock futures. In the shortened last week itself, they have sold Index futures of more than 13300 crores and their net longs of nearly 33k contracts turned into net shorts of more than 1 lac contracts. On the other hand, retail participants increased their net longs sharply last week as Nifty declined by more than 2%.
- Crude oil slipped more than 3% in the previous week amid strong dollar, rise in crude oil inventories and weak global market sentiments. Further, strong economic data from US reinforced expectations that Fed is unlikely to rush to cut rates this year. For this week, we expect NYMEX crude oil prices to hold support near \$80 level and rise back towards \$85 mark amid US sanctions on Venezuela and Iran and persistent geopolitical risk in the Middle East and Eastern Europe

FII/DII buying in equities (in | crore)

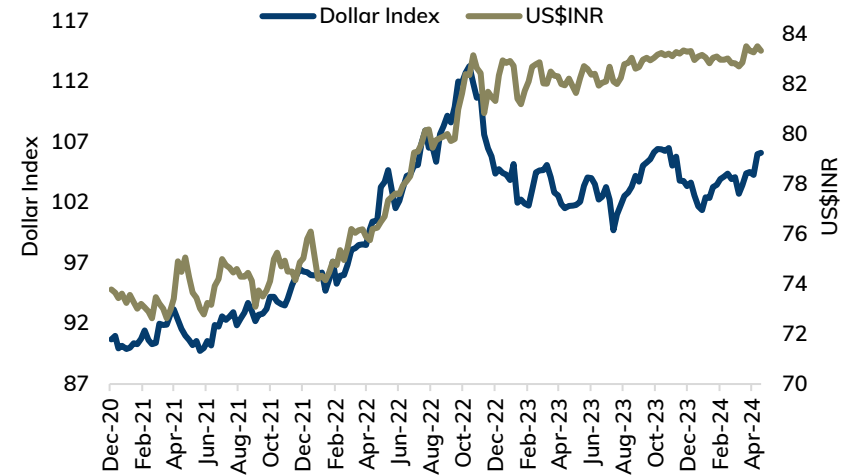
Date	FII				DII
	Index Fut	Stock Fut	Index Opt	Cash	Cash
15-Apr-24	-3850	1209	-31616	-3205	4763
16-Apr-24	-3154	-4360	18448	-3719	2040
18-Apr-24	-7021	-4597	29647	-4347	2285
19-Apr-24	659	4215	5753	130	-52

Source: Bloomberg, ICICI Direct Research

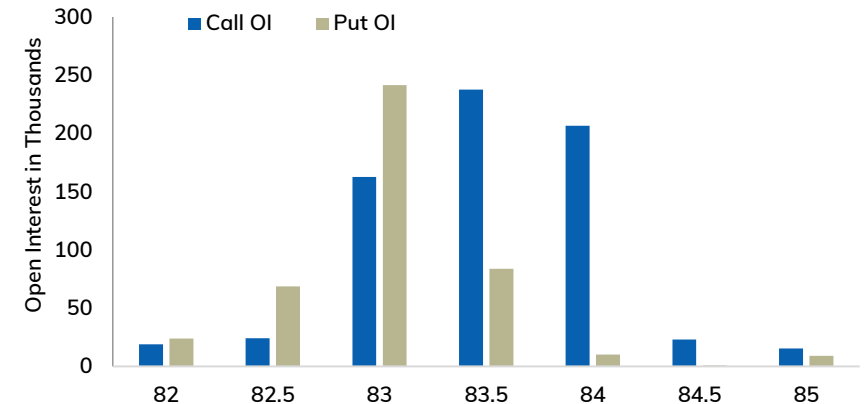
Rupee: likely to depreciate further till 83.75 levels

- Rupee depreciated in the previous week amid strong dollar and risk aversion in the global markets. Market sentiments were hurt on escalating tension in Middle East and on worries that US Fed would delay its interest rate cut this year
- We expect Rupee to depreciate amid strong dollar and pessimistic global market sentiments. Further, rupee may slip on mounting geopolitical tension in Middle East and Eastern Europe. Moreover, investors will keep an close eye on slew of economic data from major countries to gauge economic health and get clues on global monetary policy path. Meanwhile, GDP data from US is likely to show that economy expanded at slower pace in Q1 FY24 and Core-PCE price index, the Fed's preferred inflation measure is forecasted to show that price pressure continued to ebb. USDINR is likely to rise towards 83.75 level as long as it stays above 83.30 level

Dollar Index vs. US\$INR



US\$INR options build-up



Weekly Pivot Levels

Futures	S2	S1	Pivot	R1	R2
US\$INR (Apr)	83.28	83.41	83.53	83.66	83.78
US\$INR (May)	83.39	83.49	83.60	83.70	83.82
EURINR (Apr)	88.37	88.79	89.04	89.46	89.71
EURINR (May)	88.64	88.97	89.29	89.62	89.94
GBPINR (Apr)	103.53	103.89	104.12	104.48	104.71
GBPINR (May)	103.61	103.89	104.27	104.55	104.93
JPYINR (Apr)	53.55	53.79	54.24	54.48	54.93
JPYINR (May)	54.32	54.53	54.92	55.13	55.52

Source: Bloomberg, Reuters, ICICI Direct Research

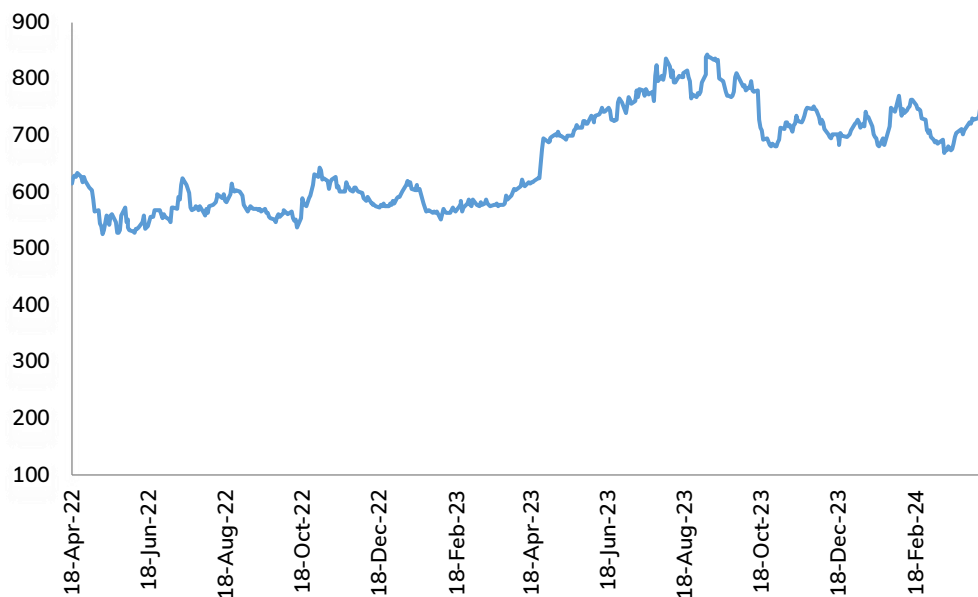
Intraday recommendation with historical price performance...

i) Syngene International Limited (CMP: 707)

Buy SYNINT Apr Fut at | 705.5-708.5

Target 1: 716 Target 2: 729.5

Stop Loss: 698

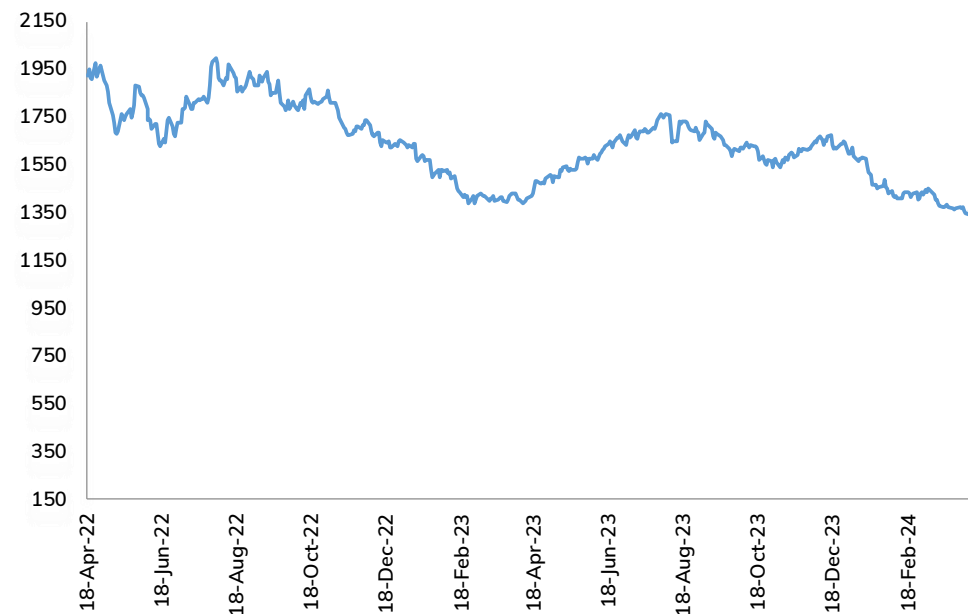


ii) Bata India Limited (CMP: 1316.25)

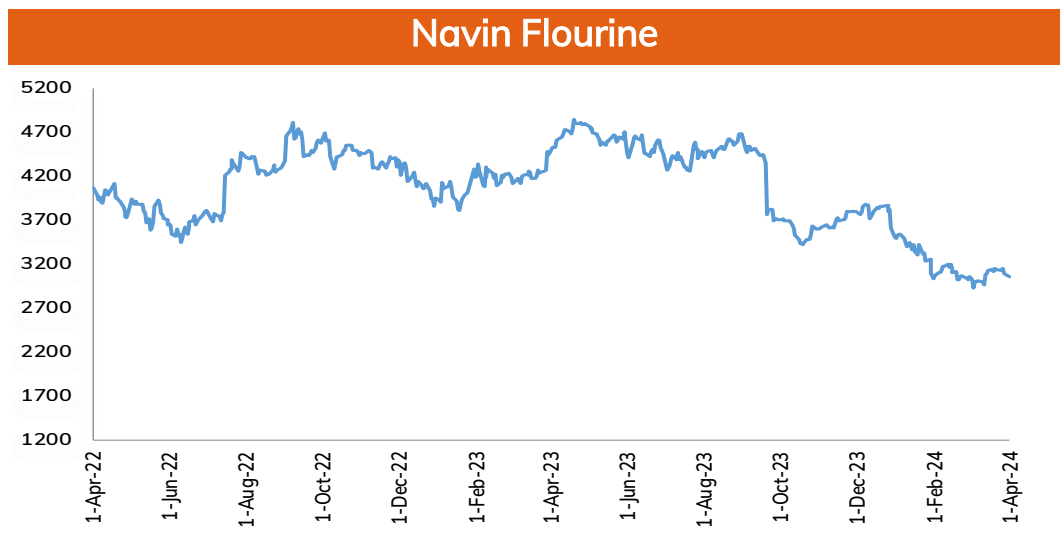
Sell BATIND Apr Fut at | 1314.15-1318.35

Target 1: 1292.3 Target 2: 1256.3

Stop Loss: 1340.3



Recommended Stocks: Historical price performance...



Source: NSE, Seediff, Bloomberg ICICI Direct Research

Symbol	Company	Purpose	Board Meeting Date
PERSISTENT	Persistent Systems Limited	Financial Results	22-Apr-24
RELIANCE	Reliance Industries Limited	Financial Results	22-Apr-24
ICICIPRULI	ICICI Prudential Life Insurance Company Limited	Financial Results	23-Apr-24
M&MFIN	Mahindra & Mahindra Financial Services Limited	Financial Results	23-Apr-24
TATACONSUM	TATA CONSUMER PRODUCTS LIMITED	Financial Results	23-Apr-24
AUBANK	AU Small Finance Bank Limited	Financial Results	24-Apr-24
AXISBANK	Axis Bank Limited	Financial Results	24-Apr-24
DALBHARAT	Dalmia Bharat Limited	Financial Results	24-Apr-24
HINDUNILVR	Hindustan Unilever Limited	Financial Results	24-Apr-24
INDHOTEL	The Indian Hotels Company Limited	Financial Results	24-Apr-24
LTIM	LTIMindtree Limited	Financial Results	24-Apr-24
OFSS	Oracle Financial Services Software Limited	Financial Results	24-Apr-24
SYNGENE	Syngene International Limited	Financial Results	24-Apr-24
ACC	ACC Limited	Financial Results	25-Apr-24
BAJFINANCE	Bajaj Finance Limited	Financial Results	25-Apr-24
INDUSINDBK	IndusInd Bank Limited	Financial Results	25-Apr-24
LAURUSLABS	Laurus Labs Limited	Financial Results	25-Apr-24
LTTS	L&T Technology Services Limited	Financial Results	25-Apr-24

Symbol	Company	Purpose	Board Meeting Date
MPHASIS	Mphasis Limited	Financial Results	25-Apr-24
NESTLEIND	Nestle India Limited	Financial Results	25-Apr-24
TECHM	Tech Mahindra Limited	Financial Results	25-Apr-24
ATUL	Atul Limited	Financial Results	26-Apr-24
BAJAJFINSV	Bajaj Finserv Limited	Financial Results	26-Apr-24
HCLTECH	HCL Technologies Limited	Financial Results	26-Apr-24
MARUTI	Maruti Suzuki India Limited	Financial Results	26-Apr-24
SBICARD	SBI Cards and Payment Services Limited	Financial Results	26-Apr-24
SBILIFE	SBI Life Insurance Company Limited	Financial Results	26-Apr-24
SHRIRAMFIN	Shriram Finance Limited	Financial Results	26-Apr-24
ICICIBANK	ICICI Bank Limited	Financial Results	27-Apr-24
IDFCFIRSTB	IDFC First Bank Limited	Financial Results	27-Apr-24
L&TFH	L&T Finance Holdings Limited	Financial Results	27-Apr-24
RBLBANK	RBL Bank Limited	Financial Results	27-Apr-24

Source: Bloomberg, ICICI Direct Research

Derivatives Strategies: Open recommendations

Date	Scrip	Action	Recommendation
12-Apr-24	Navin Fluorine	Buy	Positional Future : Buy NAVFLU (NAVIN FLUORINE INTERNATIONAL L) APR in the range of 3282-3292 Target 3560 and StopLoss 3123.9.
15-Apr-24	Hindalco	Buy	Long/Short Strategy: Buy Hindalco 620 Call 14.5- 15.5, Sell 650 Call 5.5-6.5, Target 50, Stoploss 1, Till April expiry.

[Back](#)

Source: Bloomberg, ICICI Direct Research

April 22, 2024

Forthcoming Events...

Date & Time (IST)	Country	Data & Events
Monday, April 22, 2024		
6:45 AM	China	1-y Loan Prime Rate
6:45 AM	China	5-y Loan Prime Rate
7:30 PM	Europe	Consumer Confidence
Tuesday, April 23, 2024		
12:45 PM	Europe	French Flash Manufacturing PMI
1:00 PM	Europe	German Flash Manufacturing PMI
1:30 PM	Europe	Flash Manufacturing PMI
2:00 PM	UK	Flash Manufacturing PMI
7:15 PM	US	Flash Manufacturing PMI
7:30 PM	US	New Home Sales
7:30 PM	US	Richmond Manufacturing Index
Wednesday, April 24, 2024		
1:30 PM	Europe	German ifo Business Climate
6:00 PM	US	Core Durable Goods Orders m/m
6:00 PM	US	Durable Goods Orders m/m
8:00 PM	US	Crude Oil Inventories
Thursday, April 25, 2024		
6:00 PM	US	Advance GDP q/q
6:00 PM	US	Unemployment Claims
7:30 PM	US	Pending Home Sales m/m
8:00 PM	US	Natural Gas Storage
Friday, April 26, 2024		
Tentative	Japan	BOJ Policy Rate
6:00 PM	US	Core PCE Price Index m/m
7:30 PM	US	Revised UoM Consumer Sentiment

Quant Picks: Open recommendations...

Date	Scrip	Action	Price	Target	Stop Loss	Last close	Return (%)	Time
11 Mar 24	Nestle India	Buy	2600-2630	2950	2400	2430	-7.1%	3 months
22 Mar 24	Indusind Bank	Buy	1470-1490	1700	1350	1484	-0.4%	3 months
1 Apr 24	SRF	Buy	2565-2595	2900	2350	2525	-2.7%	3 months
1 Apr 24	Havells	Buy	1510-1530	1700	1400	1498	-1.4%	3 months
9 Apr 24	SBI Cards	Buy	720-735	815	672	731	-0.5%	3 months
10 Apr 24	United Spirits	Buy	1140-1160	1290	1060	1123	-3.2%	3 months

Yearly Quant Picks								
21 Dec 23	Federal Bank	Buy	143-150	190	123	152	3.4%	12 months

[Back](#)

Pankaj Pandey

Head – Research

pankaj.pandey@icicisecurities.com

ICICI Direct Research Desk,
ICICI Securities Limited,
Third Floor, Brillanto House,
Road No 13, MIDC,
Andheri (East)
Mumbai – 400 093
research@icicidirect.com



Source: Bloomberg, ICICI Direct Research

April 22, 2024

ICICI Securities Ltd. | Retail Equity Research

Disclaimer

I/We, , Jay Thakkar MBA (Finance), CMT, Raj Deepak Singh BE, MBA (Finance), Dipesh Dedhia BCOM, MBA (Finance), Siddhesh Jain, BFM, MBA (Finance) Research Analysts, authors and the names subscribed to this report, hereby certify that all of the views expressed in this research report accurately reflect our views about the subject issuer(s) or securities. We also certify that no part of our compensation was, is, or will be directly or indirectly related to the specific recommendation(s) or view(s) in this report. It is also confirmed that above mentioned Analysts of this report have not received any compensation from the companies mentioned in the report in the preceding twelve months and do not serve as an officer, director or employee of the companies mentioned in the report.

Terms & conditions and other disclosures:

ICICI Securities Limited (ICICI Securities) is a full-service, integrated investment banking and is, inter alia, engaged in the business of stock broking and distribution of financial products. ICICI Securities is SEBI registered stock broker, merchant banker, investment adviser, portfolio manager and Research Analyst. ICICI Securities is registered with Insurance Regulatory Development Authority of India Limited (IRDAI) as a composite corporate agent and with PFRDA as a Point of Presence. ICICI Securities Limited Research Analyst SEBI Registration Number – INH000000990. ICICI Securities Limited SEBI Registration is INZ000183631 for stock broker. Registered Office Address: ICICI Venture House, Appasaheb Marathe Marg, Prabhadevi, Mumbai - 400 025. CIN: L67120MH1995PLC086241, Tel: (91 22) 6807 7100. ICICI Securities is a subsidiary of ICICI Bank which is India's largest private sector bank and has its various subsidiaries engaged in businesses of housing finance, asset management, life insurance, general insurance, venture capital fund management, etc. ("associates"), the details in respect of which are available on www.icicibank.com.

Investments in securities market are subject to market risks. Read all the related documents carefully before investing.

Registration granted by Sebi and certification from NISM in no way guarantee performance of the intermediary or provide any assurance of returns to investors. None of the research recommendations promise or guarantee any assured, minimum or risk-free return to the investors.

Name of the Compliance officer (Research Analyst): Mr. Atul Agrawal
Contact number: 022-40701000 E-mail Address: complianceofficer@icicisecurities.com

For any queries or grievances: Mr. Prabodh Avadhoot Email address: heads-servicequality@icicidirect.com Contact Number: 18601231122

ICICI Securities is one of the leading merchant bankers/ underwriters of securities and participate in virtually all securities trading markets in India. We and our associates might have investment banking and other business relationship with a significant percentage of companies covered by our Investment Research Department. ICICI Securities and its analysts, persons reporting to analysts and their relatives are generally prohibited from maintaining a financial interest in the securities or derivatives of any companies that the analysts cover.

Recommendation in reports based on technical and derivative analysis centre on studying charts of a stock's price movement, outstanding positions, trading volume etc as opposed to focusing on a company's fundamentals and, as such, may not match with the recommendation in fundamental reports. Investors may visit icicidirect.com to view the Fundamental and Technical Research Reports.

Our proprietary trading and investment businesses may make investment decisions that are inconsistent with the recommendations expressed herein.

The information and opinions in this report have been prepared by ICICI Securities and are subject to change without any notice. The report and information contained herein is strictly confidential and meant solely for the selected recipient and may not be altered in any way, transmitted to, copied or distributed, in part or in whole, to any other person or to the media or reproduced in any form, without prior written consent of ICICI Securities. While we would endeavour to update the information herein on a reasonable basis, ICICI Securities is under no obligation to update or keep the information current. Also, there may be regulatory, compliance or other reasons that may prevent ICICI Securities from doing so. Non-rated securities indicate that rating on a particular security has been suspended temporarily and such suspension is in compliance with applicable regulations and/or ICICI Securities policies, in circumstances where ICICI Securities might be acting in an advisory capacity to this company, or in certain other circumstances.

This report is based on information obtained from public sources and sources believed to be reliable, but no independent verification has been made nor is its accuracy or completeness guaranteed. This report and information herein is solely for informational purpose and shall not be used or considered as an offer document or solicitation of offer to buy or sell or subscribe for securities or other financial instruments. Though disseminated to all the customers simultaneously, not all customers may receive this report at the same time. ICICI Securities will not treat recipients as customers by virtue of their receiving this report. Nothing in this report constitutes investment, legal, accounting and tax advice or a representation that any investment or strategy is suitable or appropriate to your specific circumstances. The securities discussed and opinions expressed in this report may not be suitable for all investors, who must make their own investment decisions, based on their own investment objectives, financial positions and needs of specific recipient. This may not be taken in substitution for the exercise of independent judgment by any recipient. The recipient should independently evaluate the investment risks. The value and return on investment may vary because of changes in interest rates, foreign exchange rates or any other reason. ICICI Securities accepts no liabilities whatsoever for any loss or damage of any kind arising out of the use of this report. Past performance is not necessarily a guide to future performance. Investors are advised to see Risk Disclosure Document to understand the risks associated before investing in the securities markets. Actual results may differ materially from those set forth in projections. Forward-looking statements are not predictions and may be subject to change without notice.

ICICI Securities or its associates might have managed or co-managed public offering of securities for the subject company or might have been mandated by the subject company for any other assignment in the past twelve months.

ICICI Securities or its associates might have received any compensation from the companies mentioned in the report during the period preceding twelve months from the date of this report for services in respect of managing or co-managing public offerings, corporate finance, investment banking or merchant banking, brokerage services or other advisory service in a merger or specific transaction.

ICICI Securities or its associates might have received any compensation for products or services other than investment banking or merchant banking or brokerage services from the companies mentioned in the report in the past twelve months.

ICICI Securities encourages independence in research report preparation and strives to minimize conflict in preparation of research report. ICICI Securities or its associates or its analysts did not receive any compensation or other benefits from the companies mentioned in the report or third party in connection with preparation of the research report. Accordingly, neither ICICI Securities nor Research Analysts and their relatives have any material conflict of interest at the time of publication of this report.

Compensation of our Research Analysts is not based on any specific merchant banking, investment banking or brokerage service transactions.

ICICI Securities or its subsidiaries collectively or Research Analysts or their relatives do not own 1% or more of the equity securities of the Company mentioned in the report as of the last day of the month preceding the publication of the research report.

Since associates of ICICI Securities and ICICI Securities as an entity are engaged in various financial service businesses, they might have financial interests or actual/ beneficial ownership of one percent or more or other material conflict of interest in various companies including the subject company/companies mentioned in this report.

ICICI Securities may have issued other reports that are inconsistent with and reach different conclusion from the information presented in this report.

Neither the Research Analysts nor ICICI Securities have been engaged in market making activity for the companies mentioned in the report.

We submit that no material disciplinary action has been taken on ICICI Securities by any Regulatory Authority impacting Equity Research Analysis activities.

This report is not directed or intended for distribution to, or use by, any person or entity who is a citizen or resident of or located in any locality, state, country or other jurisdiction, where such distribution, publication, availability or use would be contrary to law, regulation or which would subject ICICI Securities and affiliates to any registration or licensing requirement within such jurisdiction. The securities described herein may or may not be eligible for sale in all jurisdictions or to certain category of investors. Persons in whose possession this document may come are required to inform themselves of and to observe such restriction.